


701502 - 701506 - 701510 - 701514

LINEACEILING HP DMX RGBW


Linear shape ceiling-recessed luminaire for outdoor installation, four available lengths (310mm, 600mm, 900mm, 1200mm) made in phospho-chromatised, anodized and polyester powder coated extruded copper-free aluminium, with tempered safety glass, moulded silicone gaskets, stainless steel springs. Light source tilt system +/- 15deg from outside Built-in LED driver 220-240V 50-60Hz (except for smaller length 310mm which requires remote constant voltage 24V DC power supply), DMX interface integrated, with RGBW(3000K) 3535 LED. IP67 rating.




701502



701506



701510



701514

Technical features




Available on request



Technical data

IP Rating	IP67
IK Rating	IK10
Material	high corrosion resistance extruded copper-free aluminum
Coating	anodizing treatment + protective powder coating
Screws	Stainless steel
Gasket	Silicone rubber
Glass	Tempered
Power cable	1 mt. neoprene power cable included
DMX cable	DMX in & DMX out cables included



HOLE FOR RECESS



701502	LINEACEILING 300 HP DMX RGBW		
light source	light beam options	lumen output (lm)	lumin. efficacy (lm/w)
RGBW 3000K			
high-power led	15°	380	38.00
high-power led	30°	365	36.50
high-power led	60°	335	33.50
high-power led	10x60° ELLIPTICAL	365	36.50

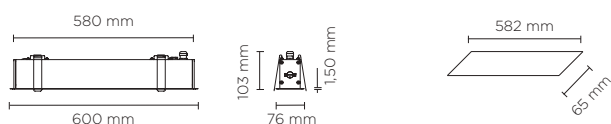
Finish color options:

■ Matt Black

Technical data

Class	⚡
Wattage	10 WATT
Light Source	Nr. 12 RGBW 3535 LED
Transformer	Constant voltage 24V DC remote driver needed
Gross weight	1,70 Kg

HOLE FOR RECESS



701506	LINEACEILING 600 HP DMX RGBW		
light source	light beam options	lumen output (lm)	lumin. efficacy (lm/w)
RGBW 3000K			
high-power led	15°	760	38.00
high-power led	30°	730	36.50
high-power led	60°	670	33.50
high-power led	10x60° ELLIPTICAL	730	36.50

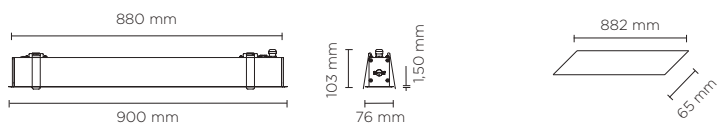
Finish color options:

■ Matt Black

Technical data

Class	⚡
Wattage	20 WATT
Light Source	Nr. 24 RGBW 3535 LED
Transformer	Electrical power supply 220/240V 50/60Hz built-in
Gross weight	3,00 Kg

HOLE FOR RECESS



701510		LINEACEILING 900 HP DMX RGBW		
light source	light beam options	lumen output (lm)	lumin. efficacy (lm/w)	
RGBW 3000K				
high-power led	15°	1.140	38.00	
high-power led	30°	1.095	36.50	
high-power led	60°	1.005	33.50	
high-power led	10x60° ELLIPTICAL	1.095	36.50	

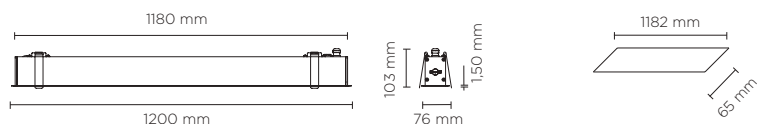
Finish color options:

■ Matt Black

Technical data

Class	⊕
Wattage	30 WATT
Light Source	NR. 36 RGBW 3535 LED
Transformer	Electrical power supply 220/240V 50/60Hz built-in
Gross weight	4,50 Kg

HOLE FOR RECESS



701514		LINEACEILING 1200 HP DMX RGBW		
light source	light beam options	lumen output (lm)	lumin. efficacy (lm/w)	
RGBW 3000K				
high-power led	15°	1.520	38.00	
high-power led	30°	1.460	36.50	
high-power led	60°	1.340	33.50	
high-power led	10x60° ELLIPTICAL	1.460	36.50	

Finish color options:

■ Matt Black

Technical data


Class	⊕
Wattage	40 WATT
Light Source	Nr. 48 RGBW 3535 LED
Transformer	Electrical power supply 220/240V 50/60Hz built-in
Gross weight	6,00 Kg

ACCESSORIES

AC132-300

MICROLOUVRE 300


Anti-glare grid that sections the light beam into microcells, adding visual comfort without compromising the quality or homogeneity of the light.



AC132-600

MICROLOUVRE 600


Anti-glare grid that sections the light beam into microcells, adding visual comfort without compromising the quality or homogeneity of the light.



AC132-900

MICROLOUVRE 900


Anti-glare grid that sections the light beam into microcells, adding visual comfort without compromising the quality or homogeneity of the light.



AC132-1200

MICROLOUVRE 1200

Anti-glare grid that sections the light beam into microcells, adding visual comfort without compromising the quality or homogeneity of the light.



AC133

FEED CABLE 1 MT.

Initial cable 3 core, to start an in-line installation, cable length 1 meter. Open wires for mains connection and IP68 connector for fixture connection.



AC135

JUMPER CABLE 2 MT.

2 meters length extension, 3 core cable with male and female IP68 connectors (end to end).



AC137

JUMPER CABLE 4 MT.

4 meters length extension, 3 core cable with male and female IP68 connectors (end to end).



AC139

END CAP

End cap for connectors, to terminate the in-line installation of light fixture equipped with 3 core cable.

