



701501 - 701505 - 701509 - 701513

LINEACEILING 300 HP

Linear shape ceiling-recessed luminaire for outdoor installation, four available lengths (310mm, 600mm, 900mm, 1200mm) made in phospho-chromatised, anodized and polyester powder coated extruded copper-free aluminium, with tempered safety glass, moulded silicone gaskets, stainless steel springs. Light source tilt system +/- 15deg from outside. Built-in LED driver 220-240V 50-60Hz, with SAMSUNG 3030 LED. IP67 rating.



701501



701505



701509



701513

Technical features



Available on request



Technical data

IP Rating	IP67
IK Rating	IK10
Material	high corrosion resistance extruded copper-free aluminum
Coating	anodizing treatment + protective powder coating
Screws	Stainless steel
Transformer	Electrical power supply 220/240V 50/60Hz built-in
Gasket	Silicone rubber
Glass	Tempered
Cable gland	PG9 cable gland
Power cable	1 mt. neoprene power cable included, in & out cable for loop-in loop-out connection available on request





701501	LINEACEILING 300 HP			
light source	light beam options	lumen output (lm)	lumin. efficacy (lm/w)	
2700°K warm-white				
high-power led	15°	900	75.00	
high-power led	35°	870	72.50	
high-power led	55°	840	70.00	
high-power led	Asymmetric Wall-Washer	870	72.50	
3000°K warm-white				
high-power led	15°	930	77.50	
high-power led	35°	900	75.00	
high-power led	55°	870	72.50	
high-power led	Asymmetric Wall-Washer	900	75.00	
4000°K neutral-white				
high-power led	15°	960	80.00	
high-power led	35°	930	77.50	
high-power led	55°	900	75.00	
high-power led	Asymmetric Wall-Washer	930	77.50	

Finish color options:

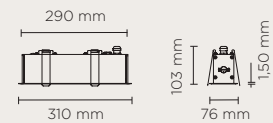
■ Matt Black



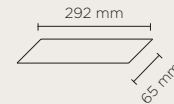
701505	LINEACEILING 600 HP			
light source	light beam options	lumen output (lm)	lumin. efficacy (lm/w)	
2700°K warm-white				
high-power led	15°	1.800	75.00	
high-power led	35°	1.740	72.50	
high-power led	55°	1.680	70.00	
high-power led	Asymmetric Wall-Washer	1.740	72.50	
3000°K warm-white				
high-power led	15°	1.860	77.50	
high-power led	35°	1.800	75.00	
high-power led	55°	1.740	72.50	
high-power led	Asymmetric Wall-Washer	1.800	75.00	
4000°K neutral-white				
high-power led	15°	1.920	80.00	
high-power led	35°	1.860	77.50	
high-power led	55°	1.800	75.00	
high-power led	Asymmetric Wall-Washer	1.860	77.50	

Finish color options:

■ Matt Black

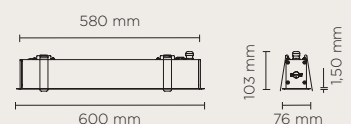


HOLE FOR RECESS

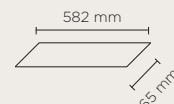


Technical data

Class	⊕
Wattage	12 WATT
Light Source	Nr. 12 SAMSUNG 3030 LED
Gross weight	1,70 Kg



HOLE FOR RECESS



Technical data

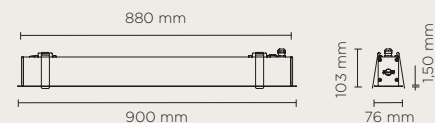
Class	⊕
Wattage	24 WATT
Light Source	Nr. 24 SAMSUNG 3030 LED
Gross weight	3,00 Kg



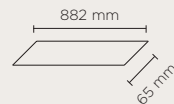
701509		LINEACEILING 900 HP		
light source	light beam options	lumen output (lm)	lumin. efficacy (lm/w)	
2700°K warm-white				
high-power led	15°	2.700	75.00	
high-power led	35°	2.610	72.50	
high-power led	55°	2.520	70.00	
high-power led	Asymmetric Wall-Washer	2.610	72.50	
3000°K warm-white				
high-power led	15°	2.790	77.50	
high-power led	35°	2.700	75.00	
high-power led	55°	2.610	72.50	
high-power led	Asymmetric Wall-Washer	2.700	75.00	
4000°K neutral-white				
high-power led	15°	2.880	80.00	
high-power led	35°	2.790	77.50	
high-power led	55°	2.700	75.00	
high-power led	Asymmetric Wall-Washer	2.790	77.50	

Finish color options:

■ Matt Black



HOLE FOR RECESS



Technical data

Class	⊕
Wattage	36 WATT
Light Source	Nr. 36 SAMSUNG 3030 LED
Gross weight	4,50 Kg



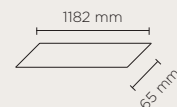
701513		LINEACEILING 1200 HP		
light source	light beam options	lumen output (lm)	lumin. efficacy (lm/w)	
2700°K warm-white				
high-power led	15°	3.600	75.00	
high-power led	35°	3.480	72.50	
high-power led	55°	3.360	70.00	
high-power led	Asymmetric Wall-Washer	3.480	72.50	
3000°K warm-white				
high-power led	15°	3.720	77.50	
high-power led	35°	3.600	75.00	
high-power led	55°	3.480	72.50	
high-power led	Asymmetric Wall-Washer	3.600	75.00	
4000°K neutral-white				
high-power led	15°	3.840	80.00	
high-power led	35°	3.720	77.50	
high-power led	55°	3.600	75.00	
high-power led	Asymmetric Wall-Washer	3.720	77.50	

Finish color options:

■ Matt Black



HOLE FOR RECESS



Technical data


Class	⊕
Wattage	48 WATT
Light Source	Nr. 48 SAMSUNG 3030 LED
Gross weight	6,00 Kg

ACCESSORIES

AC132-300

MICROLOUVRE 300


Anti-glare grid that sections the light beam into microcells, adding visual comfort without compromising the quality or homogeneity of the light.



AC132-600

MICROLOUVRE 600


Anti-glare grid that sections the light beam into microcells, adding visual comfort without compromising the quality or homogeneity of the light.



AC132-900

MICROLOUVRE 900


Anti-glare grid that sections the light beam into microcells, adding visual comfort without compromising the quality or homogeneity of the light.



AC132-1200

MICROLOUVRE 1200

Anti-glare grid that sections the light beam into microcells, adding visual comfort without compromising the quality or homogeneity of the light.



AC133

FEED CABLE 1 MT. ON/OFF

Initial cable 3 core, to start an in-line installation, cable length 1 meter.
Open wires for mains connection and IP68 connector for fixture connection.



AC134

FEED CABLE 1 MT. DALI

Initial cable 5 core, to start an in-line DALI installation, cable length 1 meter.
Open wires for mains connection and IP68 connector for fixture connection.



AC135

JUMPER CABLE 2 MT. ON/OFF

2 meters length extension, 3 core cable with male and female IP68 connectors (end to end).



AC136

JUMPER CABLE 2 MT. DALI

2 meters length extension, 5 core DALI cable with male and female IP68 connectors (end to end).



AC137

JUMPER CABLE 4 MT. ON/OFF

4 meters length extension, 3 core cable with male and female IP68 connectors (end to end).



AC138

JUMPER CABLE 4 MT. DALI

4 meters length extension, 5 core DALI cable with male and female IP68 connectors (end to end).



AC139

END CAP ON/OFF

End cap for connectors, to terminate the in-line installation of light fixture equipped with 3 core cable.



AC140

END CAP DALI

End cap for connectors, to terminate the in-line installation of light fixture equipped with 5 core cable (DALI).

