





201204-201208-201212-201216

# LINEAGROUND TRIMLESS DIFFUSED


Trimless version of linear shape ground-recessed luminaire for outdoor installation, four available lengths (294mm, 584mm, 884mm, 1184mm) made in phospho-chromatised, anodized and polyester powder coated extruded copper-free aluminium, with tempered safety glass, moulded silicone gaskets, extruded aluminum back box. Light source tilt system +/- 15deg from outside. Built-in LED driver 220-240V 50-60Hz, with SAMSUNG 3030 LED. IP67 rating.



201204



201208



201212



201216

## Technical features



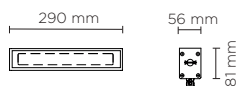
## Available on request



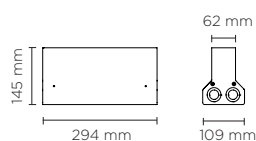
## Technical data

IP Rating	IP67
IK Rating	IK10
Material	high corrosion resistance extruded copper-free aluminum
Coating	anodizing treatment + protective powder coating
Screws	Stainless steel
Transformer	Electrical power supply 220/240V 50/60Hz built-in
Gasket	Silicone rubber
Glass	Tempered
Cable gland	PG9 cable gland
Power cable	1 mt. neoprene power cable included, in & out cable for loop-in loop-out connection available on request

## LUMINAIRE



## RECESS HOUSING



201204	LINEAGROUND 300 TRIMLESS DIFFUSED		
light source	light beam options	lumen output (lm)	lumin. efficacy (lm/w)
<b>2700°K warm-white</b>			
high-power led	DIFFUSED	300	37.50
<b>3000°K warm-white</b>			
high-power led	DIFFUSED	310	38.75
<b>4000°K neutral-white</b>			
high-power led	DIFFUSED	330	41.25

## Finish color options:

☐ Glass


## Technical data

Class	⊕
Wattage	8 WATT
Light Source	Nr. 12 SAMSUNG 3030 LED
Gross weight	3,00 Kg

## LUMINAIRE



## RECESS HOUSING



201208	LINEAGROUND 600 TRIMLESS DIFFUSED		
light source	light beam options	lumen output (lm)	lumin. efficacy (lm/w)
<b>2700°K warm-white</b>			
high-power led	DIFFUSED	500	41.66
<b>3000°K warm-white</b>			
high-power led	DIFFUSED	520	43.33
<b>4000°K neutral-white</b>			
high-power led	DIFFUSED	550	45.83

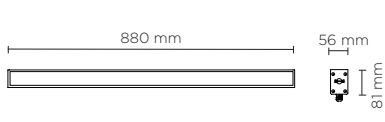
## Finish color options:

☐ Glass

## Technical data

Class	⊕
Wattage	12 WATT
Light Source	Nr. 24 SAMSUNG 3030 LED
Gross weight	5,50 Kg

LUMINAIRE



RECESS HOUSING



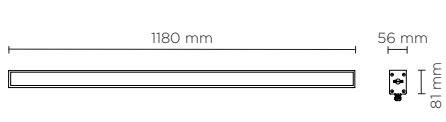
201212	LINEAGROUND 900 TRIMLESS DIFFUSED		
light source	light beam options	lumen output (lm)	lumin. efficacy (lm/w)
<b>2700°K warm-white</b>			
high-power led	DIFFUSED	780	45.88
<b>3000°K warm-white</b>			
high-power led	DIFFUSED	800	47.06
<b>4000°K neutral-white</b>			
high-power led	DIFFUSED	830	48.80
<b>Finish color options:</b>			

☐ Glass

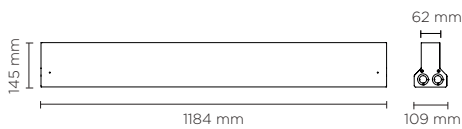
Technical data

Class	⊕
Wattage	17 WATT
Light Source	Nr. 36 SAMSUNG 3030 LED
Gross weight	7,00 Kg

LUMINAIRE



RECESS HOUSING



201216	LINEAGROUND 1200 TRIMLESS DIFFUSED		
light source	light beam options	lumen output (lm)	lumin. efficacy (lm/w)
<b>2700°K warm-white</b>			
high-power led	DIFFUSED	1.010	42.08
<b>3000°K warm-white</b>			
high-power led	DIFFUSED	1.050	43.75
<b>4000°K neutral-white</b>			
high-power led	DIFFUSED	1.100	45.83
<b>Finish color options:</b>			

☐ Glass

Technical data

Class	⊕
Wattage	24 WATT
Light Source	Nr. 48 SAMSUNG 3030 LED
Gross weight	9,50 Kg

## ACCESSORIES

AC133

### FEED CABLE 1 MT. ON/OFF

Initial cable 3 core, to start an in-line installation, cable length 1 meter. Open wires for mains connection and IP68 connector for fixture connection.



AC134

### FEED CABLE 1 MT. DALI

Initial cable 3 core, to start an in-line installation, cable length 1 meter. Open wires for mains connection and IP68 connector for fixture connection.



AC135

### JUMPER CABLE 2 MT. ON/OFF

2 meters length extension, 3 core cable with male and female IP68 connectors (end to end).



AC136

### JUMPER CABLE 2 MT. DALI

2 meters length extension, 5 core DALI cable with male and female IP68 connectors (end to end).



AC137

### JUMPER CABLE 4 MT. ON/OFF

4 meters length extension, 3 core cable with male and female IP68 connectors (end to end).



AC138

### JUMPER CABLE 4 MT. DALI

4 meters length extension, 5 core DALI cable with male and female IP68 connectors (end to end).



AC139

### END CAP ON/OFF

End cap for connectors, to terminate the in-line installation of light fixture equipped with 3 core cable.



AC140

### END CAP DALI

End cap for connectors, to terminate the in-line installation of light fixture equipped with 5 core cable (DALI).



AC141

### KIT "CONTINUOUS LINE" FOR LINEAGROUND TRIMLESS

Alignment rods + securing screws, to allow create "Continuous line" system joining various Lineaground Trimless units together.

