



201203-201207-201211-201215

LINEAGROUND TRIMLESS HP DMX TUNABLE WHITE

Trimless version of linear shape ground-recessed luminaire for outdoor installation, four available lengths (294mm, 584mm, 884mm, 1184mm) made in phospho-chromatised, anodized and polyester powder coated extruded copper-free aluminium, with tempered safety glass, moulded silicone gaskets, extruded aluminum back box. Light source tilt system +/- 15deg from outside Built-in LED driver 220-240V 50-60Hz (except for smaller length 294mm which requires remote constant voltage 24V DC power supply), DMX interface integrated, with Tunable White 3535 LED. IP67 rating.



201203



201207



201211



201215

Technical features




Available on request



Technical data

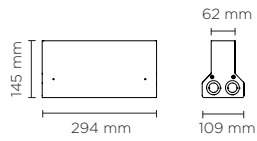
IP Rating	IP67
IK Rating	IK10
Material	high corrosion resistance extruded copper-free aluminum
Coating	anodizing treatment + protective powder coating
Screws	Stainless steel
Gasket	Silicone rubber
Glass	Tempered
Power cable	1 mt. neoprene power cable included
DMX cable	DMX in & DMX out cables included



LUMINAIRE



RECESS HOUSING



201203	LINEAGROUND 300 TRIMLESS HP DMX TUNABLE-WHITE		
light source	light beam options	lumen output (lm)	lumin. efficacy (lm/w)
2700K-5600K TUNABLE WHITE			
high-power led	15°	650	65.00
high-power led	30°	635	63.50
high-power led	60°	620	62.00
high-power led	10x60° ELLIPTICAL	635	63.50

Finish color options:

 Glass

Technical data

Class	⚡
Wattage	10 WATT
Light Source	Nr. 12 TUNABLE WHITE 3535 LED
Transformer	Constant voltage 24V DC remote driver needed
Gross weight	3,00 Kg

LUMINAIRE



RECESS HOUSING



201207	LINEAGROUND 600 TRIMLESS HP DMX TUNABLE-WHITE		
light source	light beam options	lumen output (lm)	lumin. efficacy (lm/w)
2700K-5600K TUNABLE WHITE			
high-power led	15°	1.300	65.00
high-power led	30°	1.270	63.50
high-power led	60°	1.240	62.00
high-power led	10x60° ELLIPTICAL	1.270	63.50

Finish color options:

 Glass

Technical data

Class	⚡
Wattage	20 WATT
Light Source	Nr. 24 TUNABLE-WHITE 3535 LED
Transformer	Electrical power supply 220/240V 50/60Hz built-in
Gross weight	5,50 Kg

LUMINAIRE



RECESS HOUSING



201211	LINEAGROUND 900 TRIMLESS HP DMX TUNABLE-WHITE		
light source	light beam options	lumen output (lm)	lumin. efficacy (lm/w)
2700K-5600K TUNABLE WHITE			
high-power led	15°	1.950	65.00
high-power led	30°	1.905	63.50
high-power led	60°	1.860	62.00
high-power led	10x60° ELLIPTICAL	1.905	63.50

Finish color options:

 Glass

Technical data

Class	⊕
Wattage	30 WATT
Light Source	NR. 36 TUNABLE-WHITE 3535 LED
Transformer	Electrical power supply 220/240V 50/60Hz built-in
Gross weight	7,00 Kg

LUMINAIRE



RECESS HOUSING



201215	LINEAGROUND 1200 TRIMLESS HP DMX TUNABLE-WHITE		
light source	light beam options	lumen output (lm)	lumin. efficacy (lm/w)
2700K-5600K TUNABLE WHITE			
high-power led	15°	2.600	65.00
high-power led	30°	2.540	63.50
high-power led	60°	2.480	62.00
high-power led	10x60° ELLIPTICAL	2.540	63.50

Finish color options:

 Glass

Technical data


Class	⊕
Wattage	40 WATT
Light Source	Nr. 48 TUNABLE-WHITE 3535 LED
Transformer	Electrical power supply 220/240V 50/60Hz built-in
Gross weight	9,50 Kg

ACCESSORIES

AC132-300

MICROLOUVRE 300


Anti-glare grid that sections the light beam into microcells, adding visual comfort without compromising the quality or homogeneity of the light.



AC132-600

MICROLOUVRE 600


Anti-glare grid that sections the light beam into microcells, adding visual comfort without compromising the quality or homogeneity of the light.



AC132-900

MICROLOUVRE 900


Anti-glare grid that sections the light beam into microcells, adding visual comfort without compromising the quality or homogeneity of the light.



AC132-1200

MICROLOUVRE 1200

Anti-glare grid that sections the light beam into microcells, adding visual comfort without compromising the quality or homogeneity of the light.



AC133

FEED CABLE 1 MT.

Initial cable 3 core, to start an in-line installation, cable length 1 meter. Open wires for mains connection and IP68 connector for fixture connection.



AC135

JUMPER CABLE 2 MT.

2 meters length extension, 3 core cable with male and female IP68 connectors (end to end).



AC137

JUMPER CABLE 4 MT.

4 meters length extension, 3 core cable with male and female IP68 connectors (end to end).



AC139

END CAP

End cap for connectors, to terminate the in-line installation of light fixture equipped with 3 core cable.



AC141

KIT "CONTINUOUS LINE" FOR LINEAGROUND TRIMLESS

Alignment rods + securing screws, to allow create "Continuous line" system joining various Lineaground Trimless units together.

