

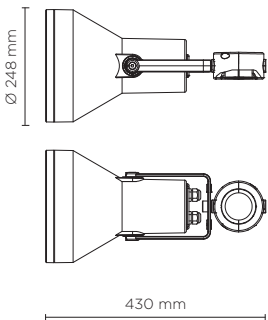


805009-805011

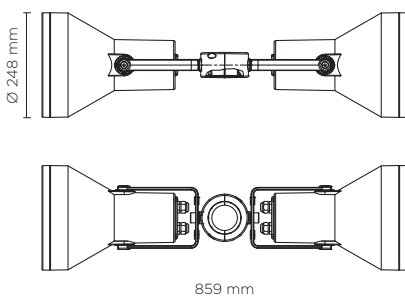
FLASH POLE MEGA

Round pole-mounted floodlight for outdoor installation on a pole diam. 60 mm or 76 mm. Phospho-chromatised and polyester powder coated die-cast copper-free aluminium body, tempered safety glass, moulded silicone gasket and stainless steel screws. Clamp for pole diam 60 mm or 76 mm included. Built-in LED driver 220-240V 50-60Hz, with 15 CREE XP-G2 high-power LED. IP65 rating.

805009



805011



Technical features

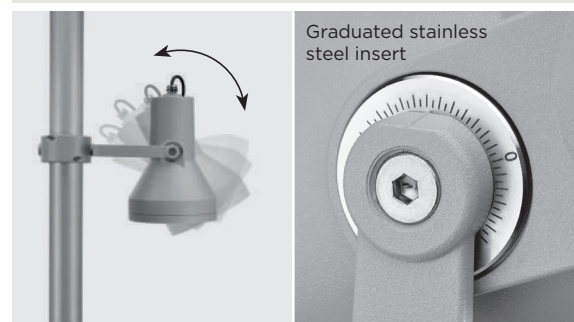


Available on request









Technical data

IP Rating	IP65
IK Rating	IK09
Material	High corrosion resistance die-cast copper-free aluminum body
Coating	Polyester powder coating with phosphochromating pre-finish
Screws	Stainless steel
Transformer	Electronic power supply 220/240V 50/60Hz built-in
Gasket	Silicone rubber
Glass	Tempered
Cable gland	Double nickel-plated brass cable gland PG11
Power cable	3 mt. neoprene power cable included



805009

SINGLE FLASH POLE MEGA - 22 WATT 220-240V 50-60HZ ELECTRONIC

light source	light beam options	lumen output (lm)	lumin. efficacy (lm/w)
3000°K warm-white			
high-power led	 10°	2.160	98.18
high-power led	 30°	2.052	93.27
high-power led	 45°	1.949	88.60
4000°K neutral-white			
high-power led	 10°	2.250	102.28
high-power led	 30°	2.137	97.14
high-power led	 45°	2.030	92.27
2700°K CCT available on request			

Colors options
 Textured Grey
RAL 9006

 Anthracite Grey
RAL 7016

 Matt Black
(on request)
Technical data

Wattage 22 WATT







Light source NR. 15 CREE
"XP-G2" LED

Gross weight 5,50 Kg



805011

DOUBLE FLASH POLE MEGA - 2 X 22 WATT 220-240V 50-60HZ ELECTRONIC

light source	light beam options	lumen output (lm)	lumin. efficacy (lm/w)
3000°K warm-white			
high-power led	 10°	2 x 2.160	98.18
high-power led	 30°	2 x 2.052	93.27
high-power led	 45°	2 x 1.949	88.60
4000°K neutral-white			
high-power led	 10°	2 x 2.250	102.28
high-power led	 30°	2 x 2.137	97.14
high-power led	 45°	2 x 2.030	92.27
2700°K CCT available on request			

Colors options
 Textured Grey
RAL 9006

 Anthracite Grey
RAL 7016

 Matt Black
(on request)
Technical data

Wattage 2 x 22 WATT

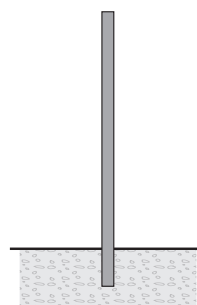
Light source NR. 2 x 15 CREE
"XP-G2" LED

Gross weight 10,50 Kg

**POLES & ACCESSORIES**

Full technical details of poles and accessories for poles are available at the end of the catalogue

BURIED POLES	
code	h. mm.
809901	3.500
809902	4.500
809903	5.500
809909	ACC.

**POLES WITH BASE-PLATE**

code	h. mm.
809904	3.000
809905	4.000
809906	5.000
809907	ACC.
809909	ACC.

