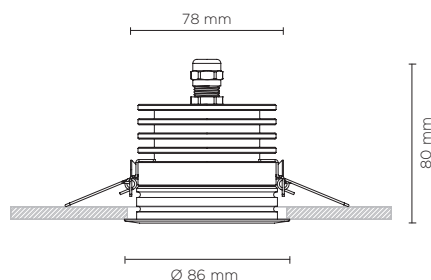




709002

NANO DOWNLIGHT

Round ceiling-recessed luminaire for outdoor installation, hard anodized black aluminium body and stainless steel AISI 316 front trim, tempered safety glass, moulded silicone gasket. Remote constant current max 700 mA driver needed, with 1 CREE XHP35 HD LED. IP68 rating.



350 mA - LED POWER 5W

light source	light beam options	lumen output (lm)	lumin. efficacy (lm/w)
3000°K warm-white			
high-power led	4°	510	102.00
high-power led	10°	489	97.80
high-power led	28°	474	94.80
4000°K neutral-white			
high-power led	4°	520	104.00
high-power led	10°	499	99.80
high-power led	28°	484	96.80

2700°K CCT available on request

Finish color options:

 Stainless Steel







Technical features









Technical data

Wattage	Max 10 WATT
IP Rating	IP68
IK Rating	IK09
Material	Hard anodized black aluminium body
Trim	Stainless steel AISI 316 L
Light source	NR. 1 x CREE XHP35 LED
Remote driver	Constant current max 700 mA
Gasket	Silicone rubber
Glass	Tempered
Cable gland	M12
Power cable	1 mt. neoprene power cable included
Gross weight	Kg 0,80

500 mA - LED POWER 7W

light source	light beam options	lumen output (lm)	lumin. efficacy (lm/w)
3000°K warm-white			
high-power led	 4°	690	98.57
high-power led	 10°	662	94.57
high-power led	 28°	642	91.71
4000°K neutral-white			
high-power led	 4°	703	100.43
high-power led	 10°	676	96.57
high-power led	 28°	656	93.71
2700°K CCT available on request			

700 mA - LED POWER 10W

light source	light beam options	lumen output (lm)	lumin. efficacy (lm/w)
3000°K warm-white			
high-power led	 4°	907	90.69
high-power led	 10°	872	87.20
high-power led	 28°	846	84.60
4000°K neutral-white			
high-power led	 4°	930	93.00
high-power led	 10°	890	89.00
high-power led	 28°	863	86.30
2700°K CCT available on request			

GLARE SHIELD OPTIONS

AC057

STANDARD GLARE SHIELD

Glare shield accessory made in hard anodized black aluminum, providing good balance in between glare control and light output.

AC058

SUPER COMFORT GLARE SHIELD

Glare shield accessory made in hard anodized black aluminum, for applications requiring very reduced glaring; minimal light loss on the light surface but overall lumen output typically reduced by 50%.

remote driver selection

brand	manufacturer code	type	watt	IP rate	numbers of fixtures
ALVIT Italy	AL1435S-IP	constant current 350mA	14W	IP67	min 1 - max 2
ALVIT Italy	AL1450S-IP	constant current 500mA	14W	IP67	1
ALVIT Italy	AL1470S-IP	constant current 700mA	14W	IP67	1
TCI Italy	152014/350	constant current 350mA	17W	IP68	min 1 - max 3
TCI Italy	152014/500	constant current 500mA	24W	IP68	min 1 - max 3
TCI Italy	152014/700	constant current 700mA	30W	IP68	min 1 - max 3



OPTIONAL

AC064
HONEYCOMB LOUVER

