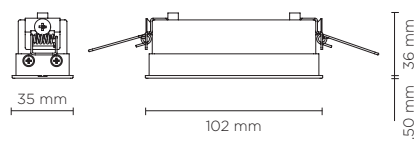







701403

## NANO LINEAR DOWNLIGHT BLADE

Linear shape ceiling-recessed luminaire for outdoor installation. Body in hard anodized aluminum with phosphochromatised and polyester powder coating and frontal cover in stainless steel AISI 316L, tempered safety glass. Remote constant current max 700mA driver needed, with 3 CREE XP-G2 LED. IP68 rating.



### 350 mA - LED POWER 3W

light source	light beam options	lumen output (lm)	lumin. efficacy (lm/w)
<b>2700°K warm-white</b>			
high-power led	 20°x100°	210	70.00
<b>3000°K warm-white</b>			
high-power led	 20°x100°	220	73.33
<b>4000°K neutral-white</b>			
high-power led	 20°x100°	230	76.66

### Finish color options:

 Stainless Steel




### Technical features






### Technical data


Wattage	MAX 6 WATT
IP Rating	IP68
IK Rating	IK08
Material	Hard anodized aluminum
Trim	Stainless steel AISI 316L
Coating	Polyester powder coating with phosphochromating pre-finish
Light source	3 x CREE XP-G2 LED
Screws	Stainless steel
Remote driver	Constant current max 700mA
Glass	Tempered
Power cable	1 mt. power cable included
Gross weight	0,50 Kg

**500 mA - LED POWER 4.5W**

light source	light beam options	lumen output (lm)	lumin. efficacy (lm/w)
<b>2700°K warm-white</b>			
high-power led	 20°x100°	315	70.00
<b>3000°K warm-white</b>			
high-power led	 20°x100°	330	73.33
<b>4000°K neutral-white</b>			
high-power led	 20°x100°	345	76.66

**700 mA - LED POWER 6W**

light source	light beam options	lumen output (lm)	lumin. efficacy (lm/w)
<b>2700°K warm-white</b>			
high-power led	 20°x100°	420	70.00
<b>3000°K warm-white</b>			
high-power led	 20°x100°	440	73.33
<b>4000°K neutral-white</b>			
high-power led	 20°x100°	460	76.66


**remote driver selection**

brand	manufacturer code	type	watt	IP rate	numbers of fixtures
ALVIT Italy	AL1435S-IP	constant current 350mA	14W	IP67	min 1 - max 4
ALVIT Italy	AL1450S-IP	constant current 500mA	14W	IP67	min 1 - max 3
ALVIT Italy	AL1470S-IP	constant current 700mA	14W	IP67	min 1 - max 2
TCI Italy	152014/350	constant current 350mA	17W	IP68	min 1 - max 5
TCI Italy	152014/500	constant current 500mA	24W	IP68	min 1 - max 5
TCI Italy	152014/700	constant current 700mA	30W	IP68	min 1 - max 4