







500 mA - LED POWER 4.5W

light source	light beam options	lumen output (lm)	lumin. efficacy (lm/w)
<b>2700°K warm-white</b>			
high-power led	 10°x45° ELLIPTICAL	350	77.75
<b>3000°K warm-white</b>			
high-power led	 10°x45° ELLIPTICAL	360	80.25
<b>4000°K neutral-white</b>			
high-power led	 10°x45° ELLIPTICAL	369	82.00

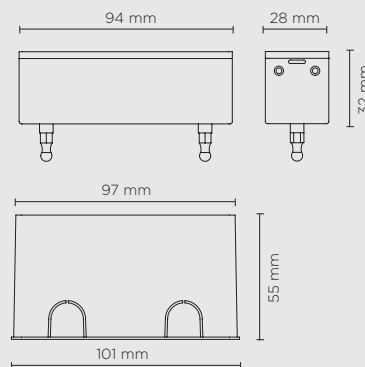

700 mA - LED POWER

light source	light beam options	lumen output (lm)	lumin. efficacy (lm/w)
<b>2700°K warm-white</b>			
high-power led	 10°x45° ELLIPTICAL	501	83.60
<b>3000°K warm-white</b>			
high-power led	 10°x45° ELLIPTICAL	507	84.60
<b>4000°K neutral-white</b>			
high-power led	 10°x45° ELLIPTICAL	518	86.30

505005

# NANOSTEP LINEAR TRIMLESS

Trimless version, all other details are same as model 505004



remote driver selection

brand	manufacturer code	type	watt	IP rate	numbers of fixtures
ALVIT Italy	AL1435S-IP	constant current 350mA	14W	IP67	min 1 - max 4
ALVIT Italy	AL1450S-IP	constant current 500mA	14W	IP67	min 1 - max 3
ALVIT Italy	AL1470S-IP	constant current 700mA	14W	IP67	min 1 - max 2
TCI Italy	152014/350	constant current 350mA	17W	IP68	min 1 - max 5
TCI Italy	152014/500	constant current 500mA	24W	IP68	min 1 - max 5
TCI Italy	152014/700	constant current 700mA	30W	IP68	min 1 - max 4