




403204

WALLBOX MINI DIFFUSED 01

Wall applique for outdoor wall installation, with one side light distribution. Luminaire body is made of extruded copper-free aluminum, secured with die-cast aluminum base, tempered safety glass and stainless steel screws. Diffused light distribution. Built-in LED driver 220-240V 50-60Hz, with 20 x mid-power SAMSUNG 2835 LED. IP66 rating.

light source	light beam options	lumen output (lm)	lumin. efficacy (lm/w)
2700°K warm-white			
mid-power led	 DIFFUSED	200	25.00
3000°K warm-white			
mid-power led	 DIFFUSED	210	26.25
4000°K neutral-white			
mid-power led	 DIFFUSED	220	27.50

Finish color options:

 Textured Grey
RAL 9006

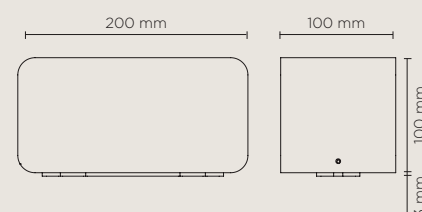
 Anthracite Grey
RAL 7016

 Matt Black
(on request)

Technical features



Available on request



Technical data

Wattage	8 WATT
IP Rating	IP66
IK Rating	IK08
Material	High corrosion resistance extruded copper-free aluminium
Coating	Polyester powder coating with phosphochromating pre-finish
Light source	20 x mid-power SAMSUNG 2835 LED
Screws	Stainless steel
Transformer	Electrical power supply 220/240V 50/60Hz built-in
Glass	Tempered
Power cable	0,5 mt. power cable included
Gross weight	1,70 Kg

