













403201

## WALLBOX MINI HP 01

Wall applique for outdoor wall installation, with one side light distribution. Luminaire body is made of extruded copper-free aluminum, secured with die-cast aluminum base, tempered safety glass and stainless steel screws. Built-in LED driver 220-240V 50-60Hz, with nr. 5 CREE XP-G3 LED. IP66 rating.

light source	light beam options	lumen output (lm)	lumin. efficacy (lm/w)
<b>2700°K warm-white</b>			
high-power led	 11°	550	78.57
high-power led	 30°	525	75.00
high-power led	 60°	500	71.43
high-power led	 45°x10°	520	74.28
<b>3000°K warm-white</b>			
high-power led	 11°	560	80.00
high-power led	 30°	535	76.43
high-power led	 60°	510	72.86
high-power led	 45°x10°	530	75.72
<b>4000°K neutral-white</b>			
high-power led	 11°	570	81.43
high-power led	 30°	545	77.86
high-power led	 60°	520	74.28
high-power led	 45°x10°	540	77.14

### Finish color options:

 Textured Grey  
RAL 9006

 Anthracite Grey  
RAL 7016

 Matt Black  
(on request)

### Technical features

IP66

IK08

CE

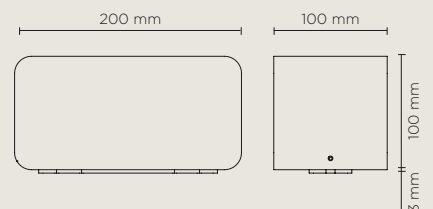
5 YEARS



NEW

### Available on request

DALI



### Technical data

Wattage	7 WATT
IP Rating	IP66
IK Rating	IK08
Material	High corrosion resistance extruded copper-free aluminium
Coating	Polyester powder coating with phosphochromating pre-finish
Light source	5 x CREE XP-G3 LED
Screws	Stainless steel
Transformer	Electrical power supply 220/240V 50/60Hz built-in
Glass	Tempered
Power cable	0,5 mt. power cable included
Gross weight	1,70 Kg

