

WALLBOX MINI

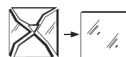
COD. 403201
 COD. 403202
 COD. 403203
 COD. 403204

COD. 403205
 COD. 403206
 COD. 403207
 COD. 403208

ASSEMBLY AND OPERATING INSTRUCTIONS:



-Class I fitting electric grounding is needed



-replace the damaged protective glass

-glass features: plane float glass - safety tempered



-getting rid of as urban waste forbidden
 -separate collection is mandatory when the product is at the end of its life

IP66

-Complete protection from dust and water jets



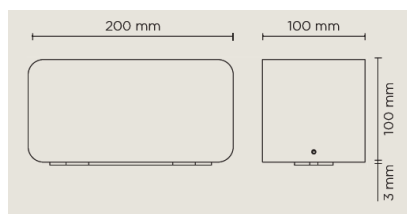
Made in Italy **IK 08**



GB Retain the instructions.
I Conservare le istruzioni.
D Retain the instructions.
F Bewahren Sie die Anleitung.
E Conservez ces instructions.

NB: These assembly instructions must be given to end users for correct maintenance and so that they know how to change the bulb. The appliance must not be tampered with or transformed and it must be installed and used as supplied and in compliance with the National Rules on Installations. Any non-compliant installations will invalidate all forms of guarantee. The company cannot be held responsible for damage caused by incorrect assembly.

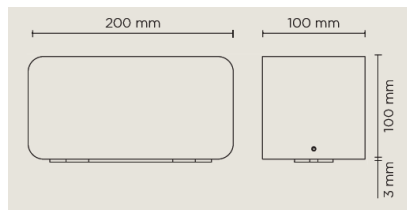
COD. 403201



WALLBOX MINI HP01

-Power consumption : 7W
 -Voltage :220-240V 50-60Hz
 -Color Temperature :2700K-3000K-4000K
 -Lens Type : 11°-30°-60°-45°X10°
 -Insulation class: I
 -IP protection: IP66
 -Gross weight: 1.7kg

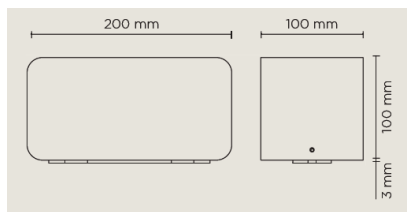
COD. 403202



WALLBOX MINI SYMMETRIC 01

-Power consumption : 8W
 -Voltage :220-240V 50-60Hz
 -Color Temperature : 2700K-3000K-4000K
 -Lens Type : SYMMETRIC WIDE 110°
 -Insulation class: I
 -IP protection: IP66
 -Gross weight: 1.7kg

COD. 403203



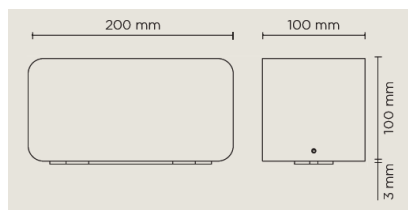
WALLBOX MINI ASYMMETRIC 01

-Power consumption : 8W
 -Voltage :220-240V 50-60Hz
 -Color Temperature : 2700K-3000K-4000K
 -Lens Type : ASYMMETRIC BACKWARD110°X70°
 ASYMMETRIC FORWARD110X70°
 -Insulation class: I
 -IP protection: IP66
 -Gross weight: 1.7kg

ASYMMETRIC FORWARD 110°x70°

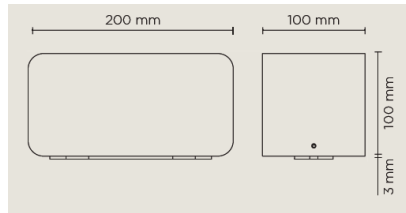
ASYMMETRIC BACKWARD 110°x70°

COD. 403204

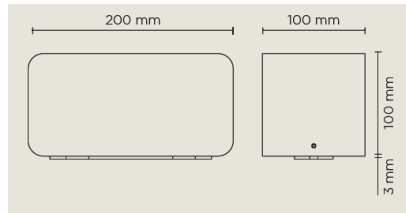



WALLBOX MINI 01 DIFFUSED

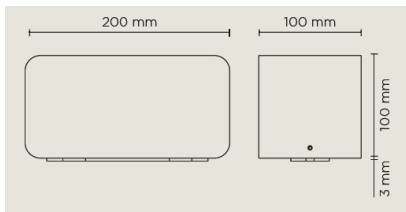

-Power consumption : 8W
 -Voltage :220-240V 50-60Hz
 -Color Temperature : 2700K-3000K-4000K
 -Lens Type : DIFFUSED
 -Insulation class: I
 -IP protection: IP66
 -Gross weight: 1.7kg

COD. 403205**WALLBOX MINI HP02**

- Power consumption : 14W
- Voltage :220-240V 50-60Hz
- Color Temperature :2700K-3000K-4000K
- Lens Type : 11°-30°-60°-45°X10°
- Insulation class: I
- IP protection: IP66
- Gross weight: 1.7kg

COD. 403206**WALLBOX MINI SYMMETRIC 02**

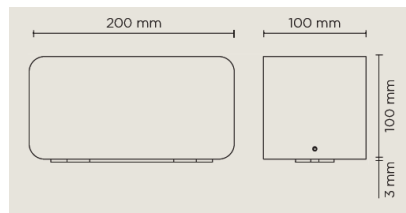

- Power consumption : 16W
- Voltage :220-240V 50-60Hz
- Color Temperature : 2700K-3000K-4000K
- Lens Type : SYMMETRIC WIDE 110°
- Insulation class: I
- IP protection: IP66
- Gross weight: 1.7kg

COD. 403207**WALLBOX MINI ASYMMETRIC 02**

- Power consumption : 16W
- Voltage :220-240V 50-60Hz
- Color Temperature : 2700K-3000K-4000K
- Lens Type : ASYMMETRIC BACKWARD110°X70°
ASYMMETRIC FORWARD110X70°
- Insulation class: I
- IP protection: IP66
- Gross weight: 1.7kg

ASYMMETRIC FORWARD 110°x70°

ASYMMETRIC BACKWARD 110°x70°

COD. 403208**WALLBOX MINI 02 DIFFUSED**

- Power consumption : 16W
- Voltage :220-240V 50-60Hz
- Color Temperature : 2700K-3000K-4000K
- Lens Type : DIFFUSED
- Insulation class: I
- IP protection: IP66
- Gross weight: 1.7kg

THE WARRANTY IS FALLING IN THE FOLLOWING CASES:

- 1) Malfunctions due to improper use of the product, modifications, repairs inadequate, negligence on the part of the installer / electrician, failure to assembly instructions and / or data plate;
- 2) Installations in plants not comply with the general safety;
- 3) Damage caused by natural causes such as lightning, fire or flooding;
- 4) Damage caused by wiring / connections with IP degree lower than the selected product.
- 5) Damage occurring during shipment of the product. In these cases the damage will be to charge and notify the carrier;
- 6) The warranty covers only the integrity of the product and NOT any costs of removal of the same;

Recommendations

- 1) verify that the equipment used to connect our devices to enjoy all the guarantees required under European law;
 - 2) use the cables, connectors and quality materials for electrical wiring;
 - 3) Products with IP65/68 degree make the wiring / connections with accessories provide the same degree IP of the selected product (available in the catalog);
 - 4) In the case of installations outside is not recommended to install the power supplies in the formwork and / or in the junction box without adequate protection
 - 5)-Terminal block not included. Installation may require advice from a qualified person. For wiring use a terminal complies with EN60998-2-1, EN 60998-2-2.
- The IP rating of the electrical connection must be equal to or greater than the IP rating of the luminaire.
- 6)-In the case of damage to the external flexible cable, it must be replaced by the manufacturer, or its assistance service, or equivalent qualified personnel in order to avoid dangers
 - 7)-Do not open the device !! For the replacement of the LEDs or for any maintenance inside the appliance, contact the PUK Italia Group company.

Choice of installation location

The unit should be positioned so that when in use is not subject to direct radiation from the sun or other heat sources . High temperatures reduce the life and efficiency of the components or the LED module .

Maintenance:

-it is essential to do a frequent cleaning of the glass and of the outer surface of the fixture to avoid build up of mud and dirtiness resulting in dangerous overheating due to uncorrect light and heat dissipation. Clean carefully the glass screen removing limestone deposits by means of a scraper.

.The replacement must be done by a qualified electrician.

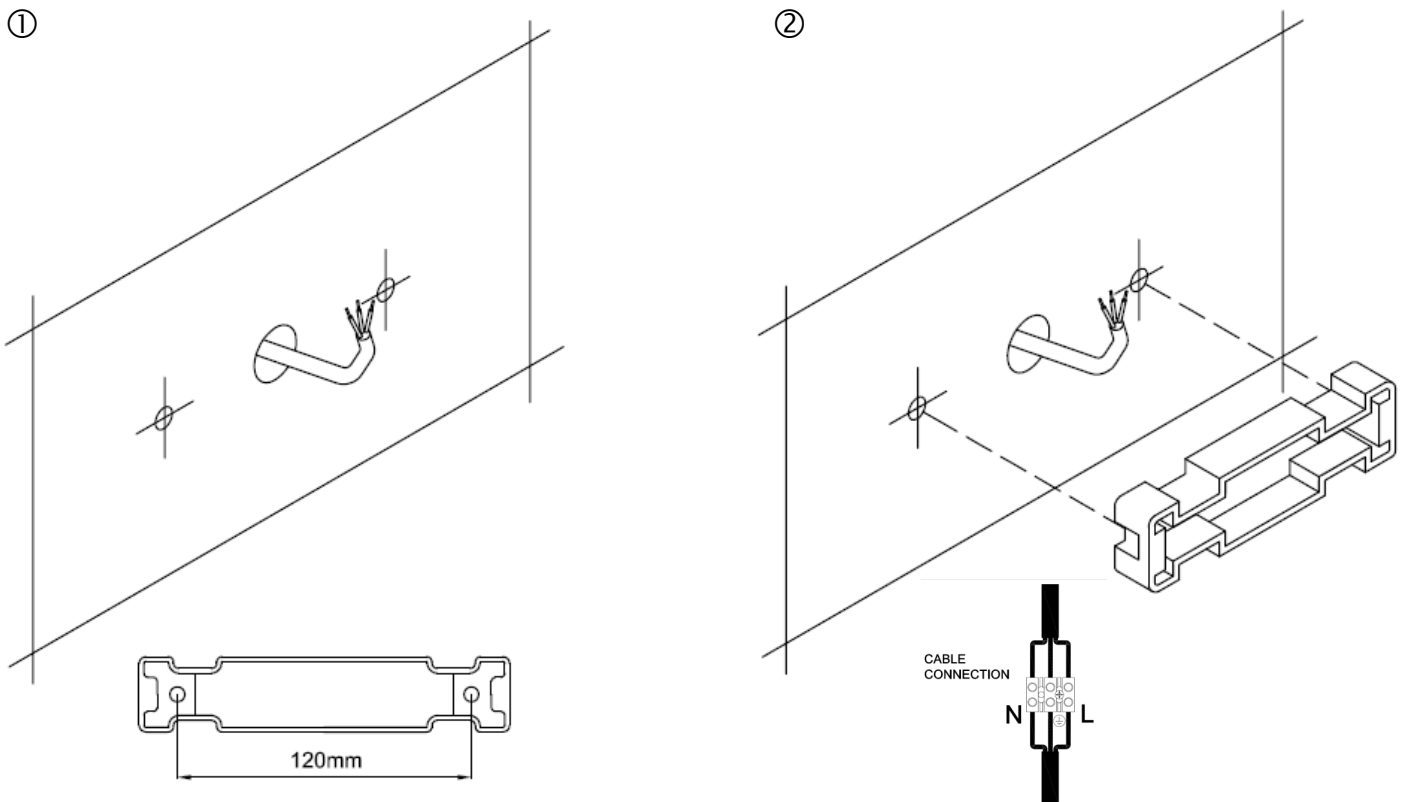
INSTALLATION:

-SWITCH-OFF THE POWER SUPPLY BEFORE CARRYING OUT ANY MAINTENANCE OPERATION

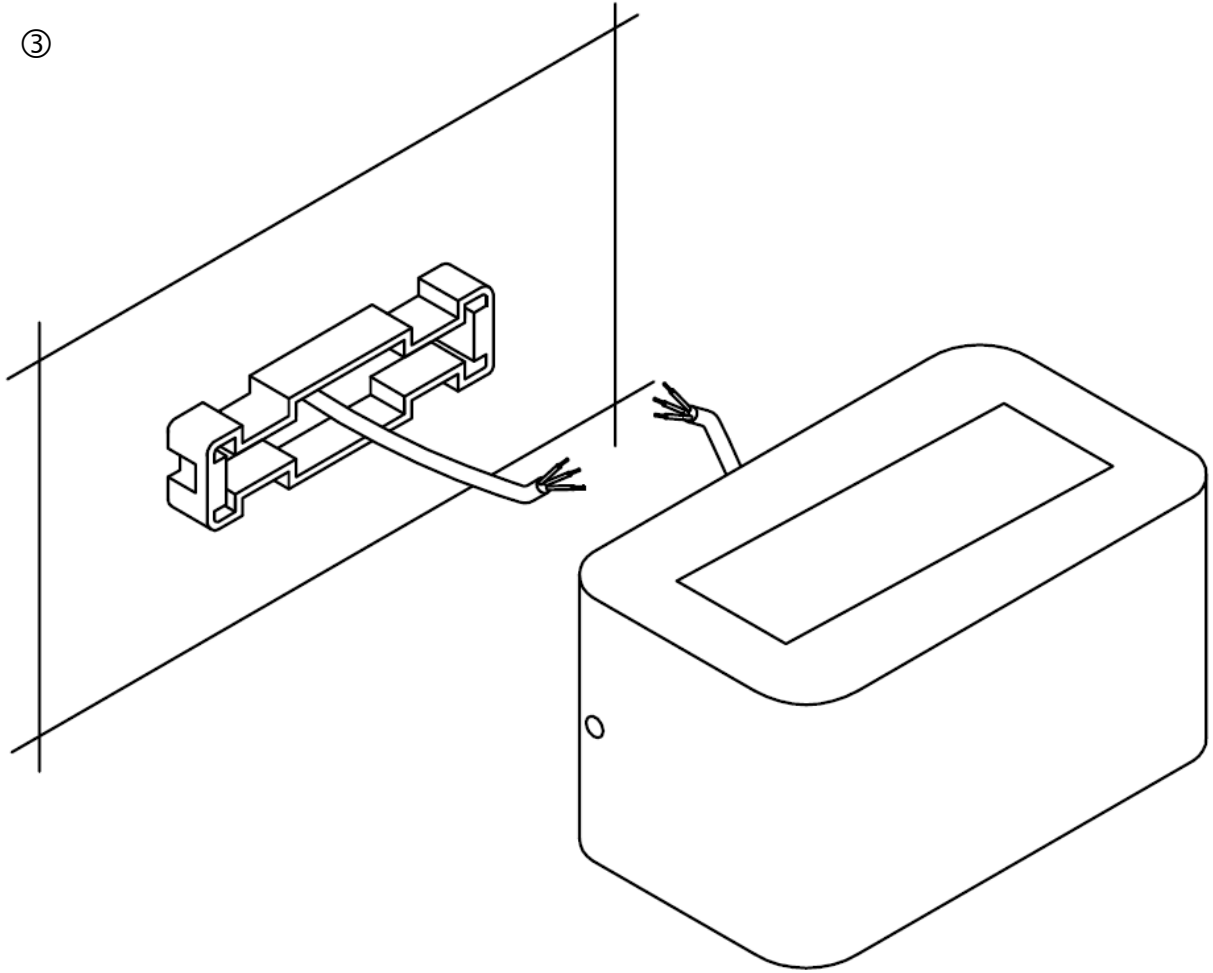
WALLBOX

Remove the luminaire base by uncsrewing the grub screw using the hexagonal tool included in the package

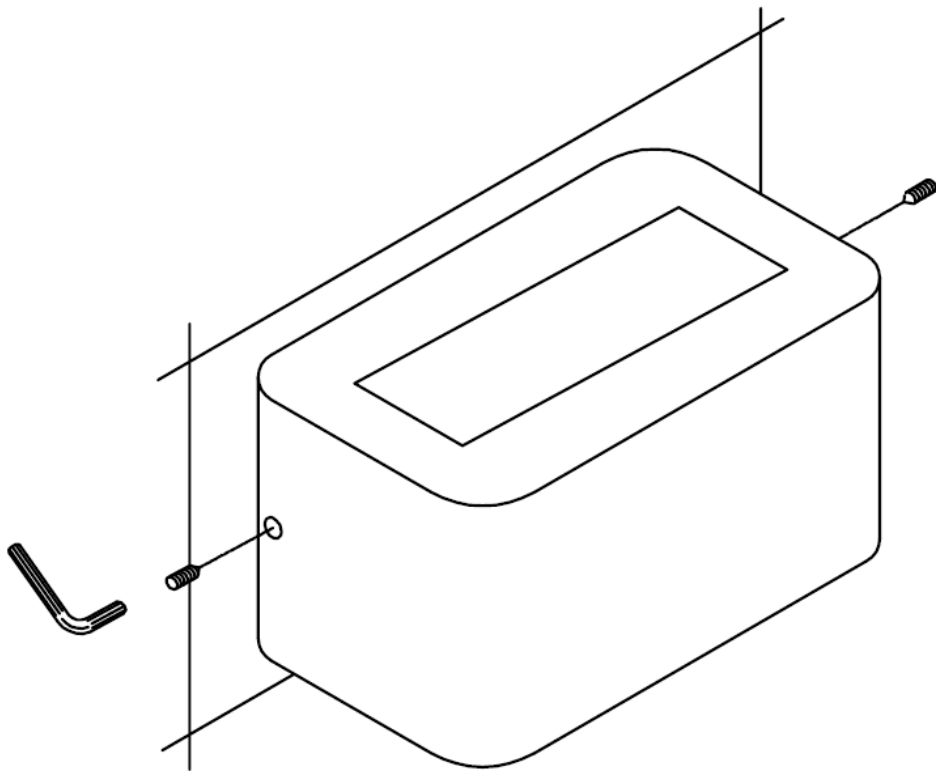
- 1 Prepare holes in the wall using plugs type fischer (not included in the package) wheelbase 120mm
- 2 Fix the plate to the wall tighten the plugs screws
- 3 Make the adequate electrical connection to the terminal
- 6 Place the luminaire to the base by tighten the grub screw using the hexagonal tool.



③



④



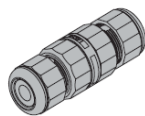


See the connector
accessory instruc-
tion

CLASS I



RAEE - WEEE



L	Life / Linea / Leitung Ligne / Linea / Fas Fase / Фаза / Vaihe Linha	Brown / Marrone / Braun Brun / Marrón / Brun Bruin / коричневы́й / ruska Marrom
N	Neutral / Neutro / Null Neutre / Neutro / Nolla Nul / Ноль / Nolla Neutro	Blue / Blu / Blau Bleu / Azul / Blå Blauw / синий / sininen Azul
⊕	Earth / Terra / Erde Terre / Tierra / Jord Aarde / Земля / Suojamaa Terra	Yellow-Green / Giallo-Verde / Gelb-Grün Jaune-Vert / Amarillo-Verde / Gul-Grøn Geel-Groen / Желто-зелёный Keltainen-Vihreä / Amarelo-Verde

GB Directive 2002/96/CE (Waste Electrical and Electronic Equipment - WEEE): information for users
The crossed out wheeled bin label that can be found on your product indicates that this product should not be disposed of via the normal household waste stream. To prevent possible harm to the environment or human health please separate this product from other waste streams to ensure that it can be recycled in an environmentally sound manner. For more details on available collection facilities please contact your local government office or the retailer where you purchased this product.

I DIRETTIVA 2002/96/CE (Rifiuti di Apparecchiature Elettriche ed Elettroniche - RAEE): informazioni agli utenti
L'etichetta con il cassonetto barrato presente sul prodotto indica che il prodotto non deve essere smaltito tramite la procedura normale di smaltimento dei rifiuti domestici. Per evitare eventuali danni all'ambiente e alla salute umana separare questo prodotto da altri rifiuti domestici in modo che possa venire riciclato in base alle procedure di rispetto ambientale. Per maggiori dettagli sui centri di raccolta disponibili, contattare l'ufficio governativo locale o il rivenditore del prodotto.

D Richtlinie 2002/96/EU (Elektro- und Elektronik- Altgeräte - WEEE):
Benutzerinformationen
Der Aufkleber mit durchgekrenzter Mülltonne an diesem Produkt weist darauf hin, dass dieses Produkt nicht im normalen Hausmüll entsorgt werden darf. Zur Vermeidung einer möglichen Beeinträchtigung der Umwelt oder der menschlichen Gesundheit darf dieses Produkt nicht in den Hausmüll gegeben werden, um zu gewährleisten, dass es in einer umweltverträglichen Weise recycelt wird. Wenden Sie sich für Informationen zu Entsorgungseinrichtungen an die zuständige Behörde oder das Geschäft, in dem Sie dieses Produkt erworben haben.

F Directive 2002/96/CE (Déchets d'équipements électriques et électroniques - DEEE):
informations aux utilisateurs
L'étiquette apposée sur ce produit et représentant une poubelle à roulettes rayée indique que le produit ne peut être mis au rebut avec les déchets domestiques normaux. Afin d'éviter d'éventuels dommages au niveau de l'environnement ou de la vie humaine, veuillez séparer ce produit des autres déchets de manière à garantir qu'il soit recyclé de manière sûre au niveau environnemental. Pour plus de détails sur les sites de collecte existants, veuillez contacter l'administration locale ou le détaillant auprès duquel vous avez acheté ce produit.

E Directiva 2002/96/CE (Residuos de aparatos eléctricos y electrónicos - RAEE):
Información para el usuario
La etiqueta de un contenedor tachado que hallará en su producto indica que este producto no se puede tirar con la basura doméstica normal. Para impedir posibles daños medioambientales o para la salud, separe este producto de otros canales de desecho para garantizar que se recicle de una forma segura para el medio ambiente.
Para más información sobre las instalaciones de recolección disponibles, dirijase a las autoridades locales o al punto de venta donde adquirió este producto

SE Directive 2002/96/CE (Waste Electrical and Electronic Equipment - WEEE) information for users

Symbolen med en överkorsad soptunna innebär att denna produkt inte får kastas i vanligt hushållsavfall. För att skydda miljön och hälsan bör denna produkt inte kastas tillsammans med vanligt hushållsavfall utan lämnas för återvinning på tillbörligt sätt. Ömer information om uppsamlingsplatser, kontakta en lokal myndighet eller den återförsäljare som du köpte produkten från.

NL Richtlijn 2002/96/EG (Afgedankte Elektrische en Elektronische Apparaten - AEEA):

informatie voor de gebruikers
Op uw product is een label van een rolcontainer met een kruis erdoor aangebracht. Dit wil zeggen dat dit product niet bij het normale huishoudelijk afval mag worden gedaan. Om eventuele schade aan het milieu of de gezondheid van de mens te voorkomen moet dit product gescheiden van al het ander afval worden ingezameld, zodat het op een verantwoorde wijze kan worden verwerkt. Voor meer informatie over uw lokale afvalinzameling wendt u zich tot uw gemeente of de leverancier bij wie u dit product hebt gekocht.



This information only applies to customers in the European Union, according to Directive 2002/96/EC OF THE EUROPEAN PARLIAMENT AND OF THE COUNCIL OF 27 January 2003 on waste electrical and electronic equipment (WEEE) and legislation transposing and implementing it into the various national legal systems.