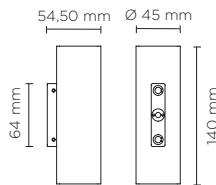


403112

# NANOWALL SQUARE XS 02

Wall applique for outdoor installation on a façade/wall, with up&down light. Body in anodized aluminum with phospho-chromatised and polyester powder coating, tempered safety glass, moulded silicone gasket and stainless steel screws. Constant current max 700mA remote driver needed. With 2 x CREE "XP-L" LED. IP66 rating.



## 350 mA - LED POWER 2x1.2W

light source	light beam options	lumen output (lm)	lumin. efficacy (lm/w)
<b>3000°K warm-white</b>			
high-power led	10°	2x138	115.00
high-power led	30°	2x132	110.00
high-power led	45°	2x125	104.00
<b>4000°K neutral-white</b>			
high-power led	10°	2x144	120.00
high-power led	30°	2x137	114.00
high-power led	45°	2x131	109.00
<b>2700°K CCT available on request</b>			

### Finish color options:

- Textured Grey RAL 9006
- Anthracite Grey RAL 7016
- Matt Black (on request)

### Technical features









### Technical data







Wattage	2x2.5 WATT
IP Rating	IP66
IK Rating	IK08
Material	Hard anodized aluminum
Coating	Polyester powder coating with phosphochromating pre-finish
Light source	2 x CREE "XP-L" LED
Screws	Stainless steel
Remote driver	Constant current max 700mA
Glass	Tempered
Power cable	0.3 mt. power cable included
Gross weight	0,65 Kg



**500 mA - LED POWER 1.7W**

light source	light beam options	lumen output (lm)	lumin. efficacy (lm/w)
<b>3000°K warm-white</b>			
high-power led	 10°	2x196	115.00
high-power led	 30°	2x187	110.00
high-power led	 45°	2x177	104.00
<b>4000°K neutral-white</b>			
high-power led	 10°	2x204	120.00
high-power led	 30°	2x194	114.00
high-power led	 45°	2x186	109.00
<b>2700°K CCT</b> available on request			

**700 mA - LED POWER 2x2.5W**

light source	light beam options	lumen output (lm)	lumin. efficacy (lm/w)
<b>3000°K warm-white</b>			
high-power led	 10°	2x288	115.00
high-power led	 30°	2x275	110.00
high-power led	 45°	2x260	104.00
<b>4000°K neutral-white</b>			
high-power led	 10°	2x300	120.00
high-power led	 30°	2x285	114.00
high-power led	 45°	2x273	109.00
<b>2700°K CCT</b> available on request			

**remote driver selection**

brand	manufacturer code	type	watt	IP rate	numbers of fixtures
ALVIT Italy	AL1435S-IP	Constant current 350mA	14W	IP67	min 1 - max 4
ALVIT Italy	AL1450S-IP	Constant current 500mA	14W	IP67	min 1 - max 3
ALVIT Italy	AL1470S-IP	Constant current 700mA	14W	IP67	min 1 - max 2

**OPTIONAL**

AC055  
STANDARD GLARE  
SHIELD XS



AC056  
SUPER COMFORT  
GLARE SHIELD XS



AC066  
HONEYCOMB LOUVER

