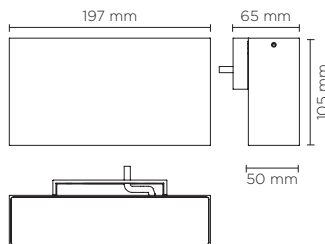








402502

## TAG MEDIUM 01

Wall applique, to be mounted on an outdoor façade/wall, with one side light distribution. Luminaire body is made of extruded copper-free aluminum, secured with die-cast aluminum base, tempered safety glass, moulded silicone gasket and stainless steel screws. Built-in LED driver 220-240V 50-60Hz, with nr. 6 CREE XP-G2 LED. IP65 rating.



light source	light beam options	lumen output (lm)	lumin. efficacy (lm/w)
<b>3000°K warm-white</b>			
high-power led	 15°	840	105.00
high-power led	 55°	810	101.25
<b>4000°K neutral-white</b>			
high-power led	 15°	924	115.50
high-power led	 55°	876	109.50

### Finish color options:

 Textured Grey  
RAL 9006

 Anthracite Grey  
RAL 7016

 Matt Black  
(on request)

### Technical features

IP65

IK08

CE

5  
YEARS



### Available on request

DALI

### Technical data

Wattage	8 WATT
IP Rating	IP65
IK Rating	IK08
Material	High corrosion resistance extruded copper-free aluminum body
Coating	Polyester powder coating with phosphochromating pre-finish
Light source	NR. 6 CREE XP-G2 LED
Screws	Stainless steel
Transformer	Electronic power supply 220/240V 50/60Hz built-in
Gasket	Silicone rubber
Cable gland	M16 rubber grommet
Power cable	0,10 mt. neoprene power cable included
Glass	Tempered
Gross weight	1,50 Kg

