

HYDROFLOOR NANO LINEAR

- COD. 209001
- COD. 209002
- COD. 209003
- COD. 209004
- COD. 209005
- COD. 209006

ASSEMBLY AND OPERATING INSTRUCTIONS:



protection class III
products that can only be operated with protected extra-low voltage



Made in Italy



Directive 2002/96/CE (Waste Electrical and Electronic Equipment– WEEE)

Information for users:

The crossed out wheeled bin label that can be found on your product indicates that this product should not be disposed of via the normal household waste stream. To prevent possible harm to the environment or human health please separate this product from other waste streams to ensure that it can be recycled in an environmentally sound manner. For more details on available collection facilities please contact your local government office or the retailer where you purchased this product.

Retain the instructions

The article is suitable for indoor and outdoor use

Replace the damaged protective glass

Do not use high pressure cleaners

- LED modules contained in this luminaire must be replaced by the manufacturer. For informations contact your supplier.
- If the external cable is damaged can be replaced only by the manufacturer or equivalent qualified personnel.
- Is forbidden to make any modification without authorization of the manufacturer. The safety of the fitting is guaranteed by respecting the electrical European norms.
- Installation must be carried out by a qualified personnel.
- Disconnect main power before maintenance operations.

COD. 209001

HYDROFLOOR NANO LINEAR HP

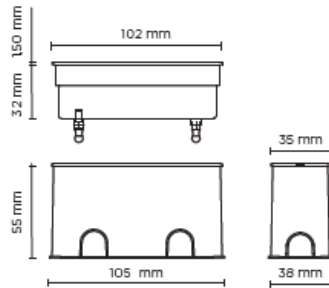
- Power consumption : 6W @ 700mA
- Max Current: 700mA
- Color Temperature : 2700K 3000K 4000K
- Beam angle : 8°-32°-45°
- Insulation class: III
- IK rating : IK08
- IP protection: IP68
- Gross weight: 0.5kg

COD. 209004

HYDROFLOOR NANO LINEAR TRIMLESS HP

- Power consumption : 6W @ 700mA
- Max Current: 700mA
- Color Temperature : 2700K 3000K 4000K
- Beam angle : 8°-32°-45°
- Insulation class: III
- IK rating : IK08
- IP protection: IP68
- Gross weight: 0.5kg

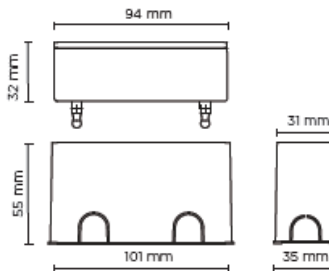
COD. 209002



HYDROFLOOR NANO LINEAR WALL WASHER

- Power consumption : 6W @ 500mA
- Max Current: 500mA
- Color Temperature : 2700K 3000K 4000K
- Beam angle : WALL WASHER
- Insulation class: III
- IK rating : IK08
- IP protection: IP68
- Gross weight: 0.5kg

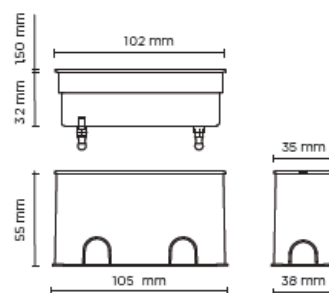
COD. 209005



HYDROFLOOR NANO LINEAR WALL WASHER TRIMLESS

- Power consumption : 6W @ 500mA
- Max Current: 500mA
- Color Temperature : 2700K 3000K 4000K
- Beam angle : WALL WASHER
- Insulation class: III
- IK rating : IK08
- IP protection: IP68
- Gross weight: 0.5kg

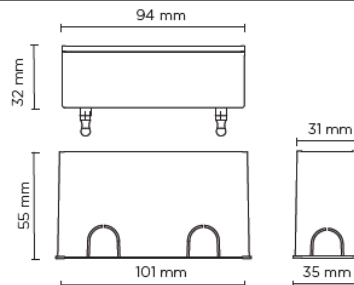
COD. 209003



HYDROFLOOR NANO LINEAR BLADE

- Power consumption : 6W @ 700mA
- Max Current: 700mA
- Color Temperature : 2700K 3000K 4000K
- Beam angle : 20° X 100°
- Insulation class: III
- IK rating : IK08
- IP protection: IP68
- Gross weight: 0.5kg

COD. 209006



HYDROFLOOR NANO LINEAR BLADE TRIMLESS

- Power consumption : 6W @ 700mA
- Max Current: 700mA
- Color Temperature : 2700K 3000K 4000K
- Beam angle : 20° X 100°
- Insulation class: III
- IK rating : IK08
- IP protection: IP68
- Gross weight: 0.5kg

Recommendations

- Verify that the equipment used to connect our devices to enjoy all the guarantees required under European law;
 - Use the cables, connectors and quality materials for electrical wiring;
 - Products with IP68 degree make the wiring / connections with accessories provide the same degree IP of the selected product (available in the catalog);
 - In the case of installations outside is not recommended to install the power supplies in the formwork and / or in the junction box without adequate protection
- A scheduled maintenance programme must be carried out on the installation and the fittings regardless of their IP rating or application – these must include the following operations:
- Clean the fittings from dirt that may be deposited on the protection grills and in the heads of the screws by following the installation instructions attached to each fitting.
 - Check that the screws are not loose on the various components of the luminaire (glass frame, cable entry, ...).
 - Check each cable gland, and cable for damage and that the cable gland has not come loose.
 - For each Isolation Class 1 fitting check that the earth cable has not come loose. The clip must not show signs of oxidation, damage or become loose.
 - Check that all the seals are in good condition and that they are not dry, damaged or split.
 - Check the glass or plastic screen for damage and replace if required.
 - Check for water inside the luminaire's housing and its recessing box.
 - The internal components such as the ballasts, transformers, washers and screws must not show clear signs of oxidation or rust. Clear traces of rust and oxidation will indicate the presence of water inside the luminaire.
 - In case of damage the components must be replaced by original components and spare parts before using the fitting.
- We also recommend to check the fitting each time the lamp is replaced or at least once a year or within the prescribed maintenance schedule period depending on the type of installation.

Note on corrosion protection

For installation and maintenance be especially careful not to damage the coating powder . Damage combined action of water could cause corrosion.

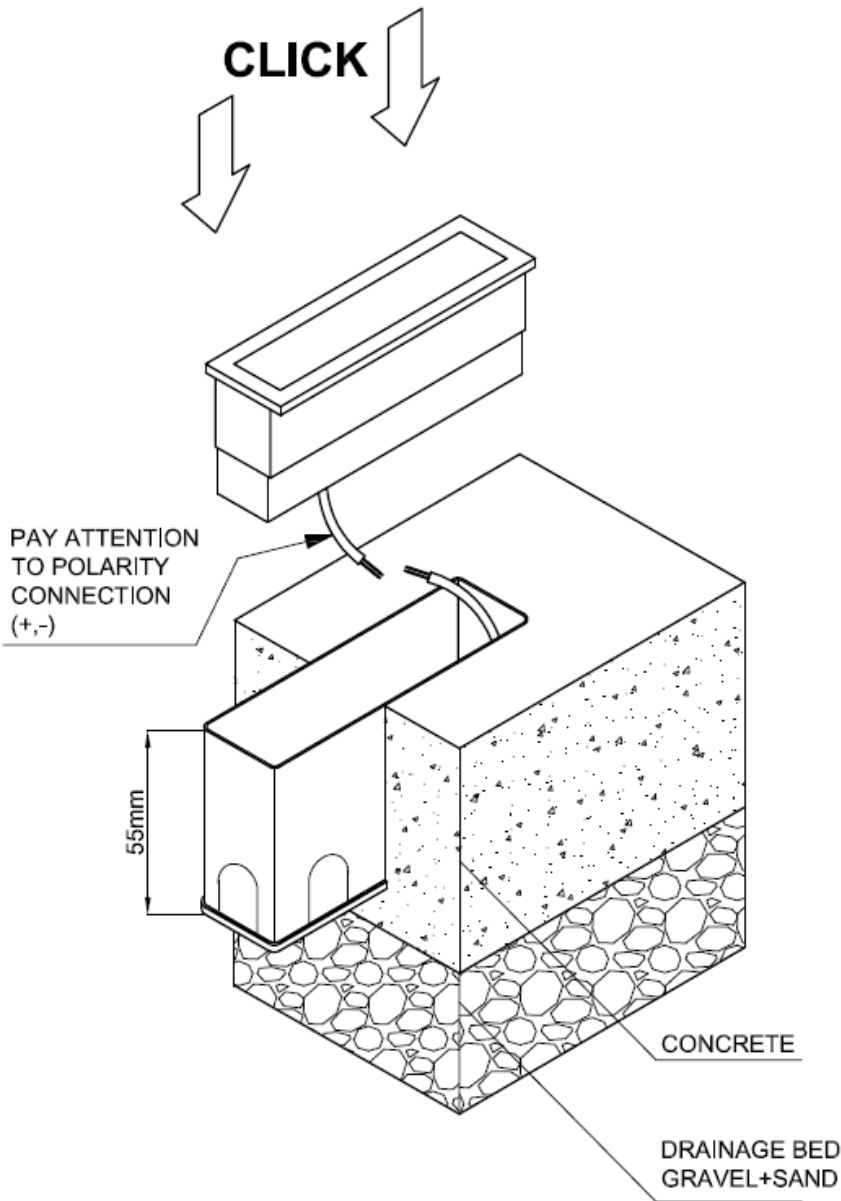
-In the case of damage to the external flexible cable, it must be replaced by the manufacturer, or its assistance service, or equivalent qualified personnel in order to avoid dangers

-In the case of glass breakage, contact the device manufacturer to replace it. Replace the screen with an original replacement

- Install recessed in the ground so that water can flow away from the surface of the device. Both for the recessed directly in the ground , both for the use of a recessed housing , it is necessary to perform a further drainage , for example , using a bed of gravel 20-30cm deep

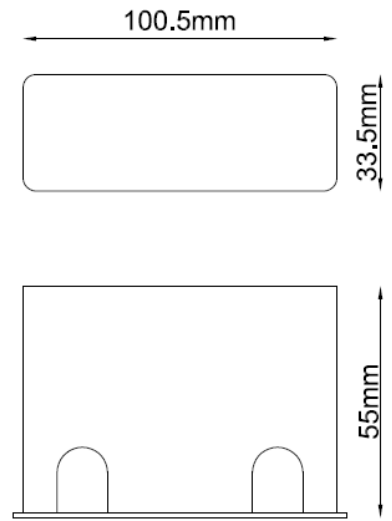
**Installation cod 209001 209002 209003
209004 209005 209006**

1. Place the formwork 55mm from floor level
2. Make the adequate connection to the driver respecting the polarity
3. Push the fitting into the formwork



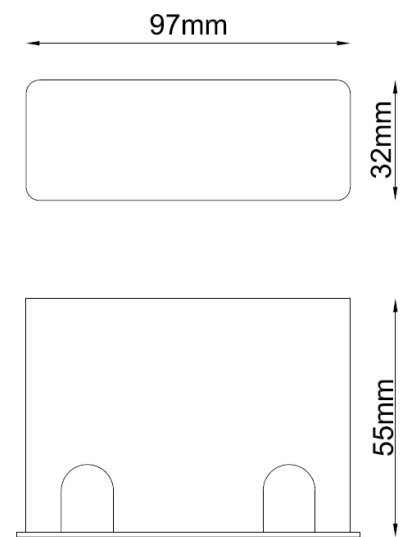
HOLE FOR RECESSING FOR CODES:

- 209001
- 209002
- 209003



**HOLE FOR RECESSING FOR CODES:
(TRIMLESS VERSIONS)**

- 209004
- 209005
- 209006





RAEE - WEEE

GB

Directive 2002/96/CE (Waste Electrical and Electronic Equipment - WEEE): information for users
The crossed out wheeled bin label that can be found on your product indicates that this product should not be disposed of via the normal household waste stream. To prevent possible harm to the environment or human health please separate this product from other waste streams to ensure that it can be recycled in an environmentally sound manner. For more details on available collection facilities please contact your local government office or the retailer where you purchased this product.

I

DIRETTIVA 2002/96/CE (Rifiuti di Apparecchiature Elettriche ed Elettroniche - RAEE): informazioni agli utenti
L'etichetta con il cassonetto barrato presente sul prodotto indica che il prodotto non deve essere smaltito tramite la procedura normale di smaltimento dei rifiuti domestici. Per evitare eventuali danni all'ambiente e alla salute umana separare questo prodotto da altri rifiuti domestici in modo che possa venire riciclato in base alle procedure di rispetto ambientale. Per maggiori dettagli sui centri di raccolta disponibili, contattare l'ufficio governativo locale o il rivenditore del prodotto.

D

Richtlinie 2002/96/EU (Elektro- und Elektronik- Altgeräte - WEEE):
Benutzerinformationen
Der Aufkleber mit durchgekreuzter Mülltonne an diesem Produkt weist darauf hin, dass dieses Produkt nicht im normalen Hausmüll entsorgt werden darf. Zur Vermeidung einer möglichen Beeinträchtigung der Umwelt oder der menschlichen Gesundheit darf dieses Produkt nicht in den Hausmüll gegeben werden, um zu gewährleisten, dass es in einer umweltverträglichen Weise recycelt wird. Wenden Sie sich für Informationen zu Entsorgungseinrichtungen an die zuständige Behörde oder das Geschäft, in dem Sie dieses Produkt erworben haben.

F

Directive 2002/96/CE (Déchets d'équipements électriques et électroniques - DEEE):
informations aux utilisateurs
L'étiquette apposée sur ce produit et représentant une poubelle à roulettes rayée indique que le produit ne peut être mis au rebut avec les déchets domestiques normaux. Afin d'éviter d'éventuels dommages au niveau de l'environnement ou de la vie humaine, veuillez séparer ce produit des autres déchets de manière à garantir qu'il soit recyclé de manière sûre au niveau environnemental. Pour plus de détails sur les sites de collecte existants, veuillez contacter l'administration locale ou le détaillant auprès duquel vous avez acheté ce produit.

E

Directiva 2002/96/CE (Residuos de aparatos eléctricos y electrónicos - RAEE):
Información para el usuario
La etiqueta de un contenedor tachado que hallará en su producto indica que este producto no se puede tirar con la basura doméstica normal. Para impedir posibles daños medioambientales o para la salud, separe este producto de otros canales de desecho para garantizar que se recicle de una forma segura para el medio ambiente.
Para más información sobre las instalaciones de recolección disponibles, diríjase a las autoridades locales o al punto de venta donde adquirió este producto

SE

Directive 2002/96/CE (Waste Electrical and Electronic Equipment - WEEE) information for users

Symbolen med en överkorsad soptunna innebär att denna produkt inte får kastas i vanligt hushållsavfall. För att skydda miljön och hälsan bör denna produkt inte kastas tillsammans med vanligt hushållsavfall utan lämnas för återvinning på tillbörligt sätt. Örmer information om uppsamlingsplatser, kontakta en lokal myndighet eller den återförsäljare som du köpte produkten från.

NL

Richtlijn 2002/96/EG (Afgedankte Elektrische en Elektronische Apparaten - AEEA):

informatie voor de gebruikers
Op uw product is een label van een rolcontainer met een kruis erdoor aangebracht. Dit wil zeggen dat dit product niet bij het normale huishoudelijk afval mag worden gedaan. Om eventuele schade aan het milieu of de gezondheid van de mens te voorkomen moet dit product gescheiden van al het ander afval worden ingezameld, zodat het op een verantwoorde wijze kan worden verwerkt. Voor meer informatie over uw lokale afvalinzameling wendt u zich tot uw gemeente of de leverancier bij wie u dit product hebt gekocht.



This information only applies to customers in the European Union, according to Directive 2002/96/EC OF THE EUROPEAN PARLIAMENT AND OF THE COUNCIL OF 27 January 2003 on waste electrical and electronic equipment (WEEE) and legislation transposing and implementing it into the various national legal systems.