


TERRA MINI



Technical features

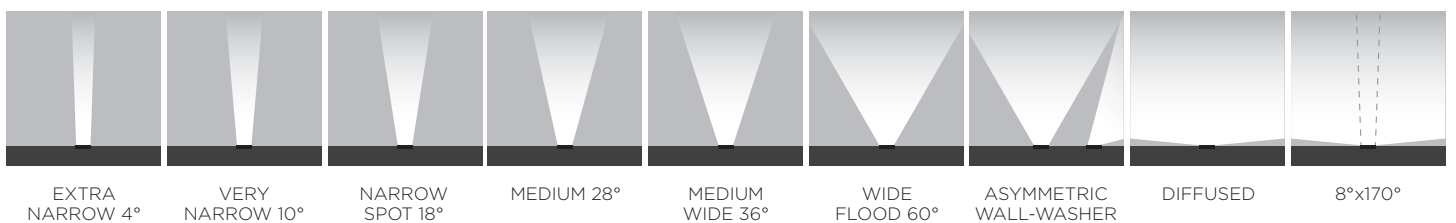


Technical data

IP Rating	IP67
IK Rating	10
Material	High corrosion resistance die-cast copper-free aluminum body
Trim	Stainless steel AISI 316
Coating	Polyester powder coating with phosphocromating pre-finish
Screws	Stainless steel
Gasket	Silicone rubber
Glass	Tempered
Power cable	1 mt. power cable included



LIGHT BEAM OPTIONS





207001

TERRA MINI COB

Diameter 140mm ground-recessed luminaire for outdoor installation, phospho-chromatised and polyester powder coated die-cast copper-free aluminium body and stainless steel AISI 316L frame, tempered safety glass, moulded silicone gasket. Light source tilt system +/- 15deg from outside. Built-in LED driver 220-240V 50-60Hz, with 1 CREE CXB1304 LED. IP67 rating.

light source	light beam options	lumen output (lm)	lumin. efficacy (lm/w)
2700°K warm-white			
cob led	18°	600	75.00
cob led	36°	580	72.50
cob led	60°	560	70.00
3000°K warm-white			
cob led	18°	620	77.50
cob led	36°	600	75.00
cob led	60°	580	72.50
4000°K neutral-white			
cob led	18°	640	80.00
cob led	36°	620	77.50
cob led	60°	600	75.00

Finish color options:

Stainless Steel

ACCESSORIES

AC116 - HONEYCOMB LOUVER FOR TERRA MINI



AC117 - GLARE SHIELD FOR TERRA MINI

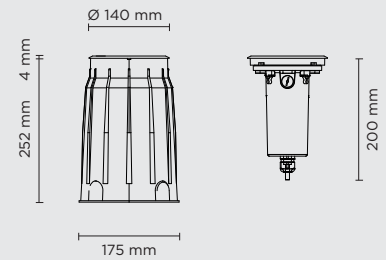


Glare shield accessory made in hard anodized black aluminum, for applications requiring very reduced glaring; minimal light loss on the light surface but overall lumen output typically reduced by 50%.

Technical features



Available on request



Technical data

Wattage	8 WATT
IP Rating	IP67
IK Rating	IK10
Material	high corrosion resistance die-cast copper-free aluminum
Trim	Stainless steel AISI 316L
Coating	polyester powder coating with phosphochromating pre-finish
Light Source	Nr. 1 CREE CXB1304 COB LED
Screws	Stainless steel
Transformer	Electrical power supply 220/240V 50/60Hz built in
Gasket	Silicone rubber
Glass	Tempered
Cable gland	M20
Power cable	1 mt. neoprene power cable included
Gross weight	2,60 Kg





207002

TERRA MINI HP

Diameter 140mm ground-recessed luminaire for outdoor installation, phosphochromatised and polyester powder coated die-cast copper-free aluminium body and stainless steel AISI 316L frame, tempered safety glass, moulded silicone gasket. Light source tilt system +/- 15deg from outside. Built-in LED driver 220-240V 50-60Hz, with 1 CREE "XHP35" LED. IP67 rating.

light source	light beam options	lumen output (lm)	lumin. efficacy (lm/w)
2700°K warm-white			
high-power led	4°	670	83.75
high-power led	10°	642	80.25
high-power led	28°	622	77.75
3000°K warm-white			
high-power led	4°	690	86.25
high-power led	10°	662	82.75
high-power led	28°	642	80.25
4000°K neutral-white			
high-power led	4°	703	87.88
high-power led	10°	676	84.50
high-power led	28°	656	82.00

Finish color options:

Stainless Steel

ACCESSORIES

AC116 - HONEYCOMB LOUVER FOR TERRA MINI



AC117 - GLARE SHIELD FOR TERRA MINI

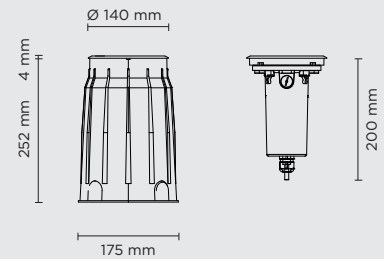


Glare shield accessory made in hard anodized black aluminum, for applications requiring very reduced glaring; minimal light loss on the light surface but overall lumen output typically reduced by 50%.

Technical features




Available on request



Technical data

Wattage	8 WATT
IP Rating	IP67
IK Rating	IK10
Material	high corrosion resistance die-cast copper-free aluminum
Trim	Stainless steel AISI 316L
Coating	polyester powder coating with phosphochromating pre-finish
Light Source	Nr. 1 CREE XHP35 LED
Screws	Stainless steel
Transformer	Electrical power supply 220/240V 50/60Hz built in
Gasket	Silicone rubber
Glass	Tempered
Cable gland	M20
Power cable	1 mt. neoprene power cable included
Gross weight	2,60 Kg








207003

TERRA MINI HP DMX RGBW

Diameter 140mm ground-recessed luminaire for outdoor installation, phospho-chromatised and polyester powder coated die-cast copper-free aluminium body and stainless steel AISI 316L frame, tempered safety glass, moulded silicone gasket. Light source tilt system +/- 15deg from outside. Remote 24V DC power supply needed, DMX interface integrated; with 1 x CREE "XML" RGBW LED. IP67 rating.

light source	light beam options	lumen output (lm)	lumin. efficacy (lm/w)
RGBW			
high-power led	 12°	160	35.55
high-power led	 25°	152	33.78
high-power led	 35°	145	32.23

Finish color options:

Stainless Steel

remote driver selection

brand	manufacturer code	type	watt	IP rate	numbers of fixtures
Meanwell	LPV-20-24	constant voltage 24V DC	20W	IP67	min 1 - max 3
Meanwell	LPV-35-24	constant voltage 24V DC	35W	IP67	min 1 - max 6

ACCESSORIES

AC116 - HONEYCOMB LOUVER FOR TERRA MINI



AC117 - GLARE SHIELD FOR TERRA MINI

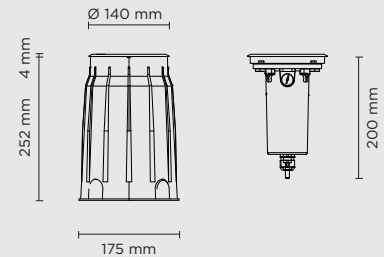


Glare shield accessory made in hard anodized black aluminum, for applications requiring very reduced glaring; minimal light loss on the light surface but overall lumen output typically reduced by 50%.

Technical features




Available on request



Technical data

Wattage	4.5 WATT
IP Rating	IP67
IK Rating	IK10
Material	high corrosion resistance die-cast copper-free aluminum
Trim	Stainless steel AISI 316L
Coating	polyester powder coating with phosphochromating pre-finish
Light Source	Nr. 1 CREE "XML" RGBW LED
Screws	Stainless steel
Remote driver	Constant voltage 24V DC remote driver needed
DMX	DMX interface integrated
Gasket	Silicone rubber
Glass	Tempered
Cable gland	M20 + PG9
Power cable	1 mt. neoprene power cable included
DMX cable	DMX IN cable included
Gross weight	2,60 Kg





207004

TERRA MINI DIFFUSED

Diameter 140mm ground-recessed luminaire for outdoor installation, phospho-chromatised and polyester powder coated die-cast copper-free aluminium body and stainless steel AISI 316L frame, tempered safety glass, moulded silicone gasket. Built-in LED driver 220-240V 50-60Hz, with 16 x mid-power SAMSUNG 2835 LED. IP67 rating.

light source	light beam options	lumen output (lm)	lumin. efficacy (lm/w)
2700°K warm-white			
mid-power led	diffused	100	16.67
3000°K warm-white			
mid-power led	diffused	110	18.34
4000°K neutral-white			
mid-power led	diffused	120	20.00

Finish color options:

 Stainless Steel

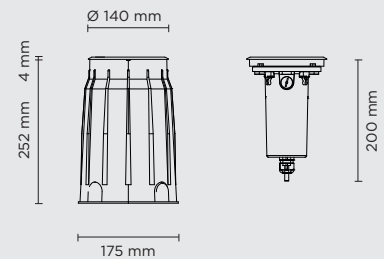
Technical features



NEW

Available on request

DALI



Technical data

Wattage	6 WATT
IP Rating	IP67
IK Rating	IK10
Material	high corrosion resistance die-cast copper-free aluminum
Trim	Stainless steel AISI 316L
Coating	polyester powder coating with phosphochromating pre-finish
Light Source	Nr. 16 x mid-power SAMSUNG 2835 LED
Screws	Stainless steel
Transformer	Electrical power supply 220/240V 50/60Hz built in
Gasket	Silicone rubber
Glass	Tempered
Cable gland	M20
Power cable	1 mt. neoprene power cable included
Gross weight	2,60 Kg








207005

TERRA MINI WALL-WASHER

Diameter 140mm ground-recessed luminaire for outdoor installation, phospho-chromatised and polyester powder coated die-cast copper-free aluminium body and stainless steel AISI 316L frame, tempered safety glass, moulded silicone gasket. Built-in LED driver 220-240V 50-60Hz, , with 16 x mid-power SAMSUNG 2835 LED. IP67 rating.

light source	light beam options	lumen output (lm)	lumin. efficacy (lm/w)
2700°K warm-white			
mid-power led	 WALL-WASHER	450	75.00
3000°K warm-white			
mid-power led	 WALL-WASHER	470	78.34
4000°K neutral-white			
mid-power led	 WALL-WASHER	490	81.67

Finish color options:

 Stainless Steel

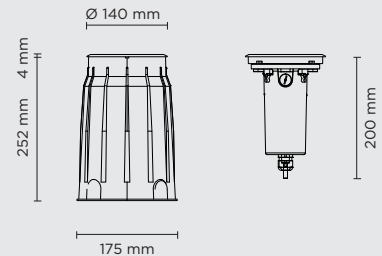
Technical features



NEW

Available on request


DALI



Technical data

Wattage	6 WATT
IP Rating	IP67
IK Rating	IK10
Material	high corrosion resistance die-cast copper-free aluminum
Trim	Stainless steel AISI 316L
Coating	polyester powder coating with phosphochromating pre-finish
Light Source	Nr. 16 x mid-power SAMSUNG 2835 LED
Screws	Stainless steel
Transformer	Electrical power supply 220/240V 50/60Hz built-in
Gasket	Silicone rubber
Glass	Tempered
Cable gland	M20
Power cable	1 mt. neoprene power cable included
Gross weight	2,60 Kg






207006

TERRA MINI BLADE

Diameter 140mm ground-recessed luminaire for outdoor installation, phospho-chromatised and polyester powder coated die-cast copper-free aluminium body and stainless steel AISI 316L frame, tempered safety glass, moulded silicone gasket. Light source tilt system +/- 15deg from outside. Built-in LED driver 220-240V 50-60Hz, with 1 CREE "XHP35" LED. IP67 rating.

light source	light beam options	lumen output (lm)	lumin. efficacy (lm/w)
2700°K warm-white			
high-power led	8° x 170°	560	70.00
3000°K neutral-white			
high-power led	8° x 170°	582	72.75
4000°K neutral-white			
high-power led	8° x 170°	600	75.00

Finish color options:

 Stainless Steel

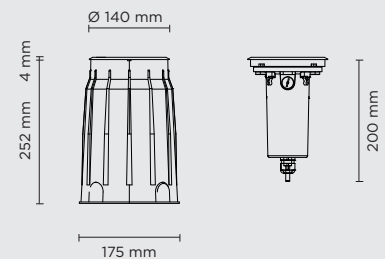
Technical features



NEW

Available on request

DALI



Technical data

Wattage	8 WATT
IP Rating	IP67
IK Rating	IK10
Material	high corrosion resistance die-cast copper-free aluminum
Trim	Stainless steel AISI 316L
Coating	polyester powder coating with phosphochromating pre-finish
Light Source	Nr. 1 CREE XHP35 LED
Screws	Stainless steel
Transformer	Electrical power supply 220/240V 50/60Hz built in
Gasket	Silicone rubber
Glass	Tempered
Cable gland	M20
Power cable	1 mt. neoprene power cable included
Gross weight	2,60 Kg





207007

TERRA MINI TRIMLESS COB

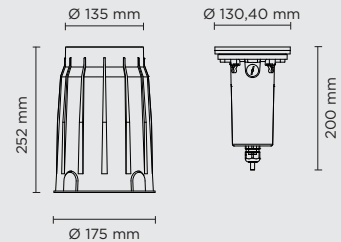
Diameter 130mm ground-recessed luminaire for outdoor installation, phosphochromatised and polyester powder coated die-cast copper-free aluminium body, tempered safety glass, moulded silicone gasket. Light source tilt system +/- 15deg from outside. Built-in LED driver 220-240V 50-60Hz, with 1 CREE CXB1304 LED. IP67 rating.

light source	light beam options	lumen output (lm)	lumin. efficacy (lm/w)
2700°K warm-white			
cob led	18°	600	75.00
cob led	36°	580	72.50
cob led	60°	560	70.00
3000°K warm-white			
cob led	18°	620	77.50
cob led	36°	600	75.00
cob led	60°	580	72.50
4000°K neutral-white			
cob led	18°	640	80.00
cob led	36°	620	77.50
cob led	60°	600	75.00

Technical features



Available on request



Technical data

Wattage	8 WATT
IP Rating	IP67
IK Rating	IK10
Material	high corrosion resistance die-cast copper-free aluminum
Coating	polyester powder coating with phosphocromating pre-finish
Light Source	Nr. 1 CREE CXB1304 COB LED
Screws	Stainless steel
Transformer	Electrical power supply 220/240V 50/60Hz built in
Gasket	Silicone rubber
Glass	Tempered
Cable gland	M20
Power cable	1 mt. neoprene power cable included
Gross weight	2,60 Kg



ACCESSORIES

AC116 - HONEYCOMB LOUVER FOR TERRA MINI



AC117 - GLARE SHIELD FOR TERRA MINI



Glare shield accessory made in hard anodized black aluminum, for applications requiring very reduced glaring; minimal light loss on the light surface but overall lumen output typically reduced by 50%.



207008

TERRA MINI TRIMLESS HP

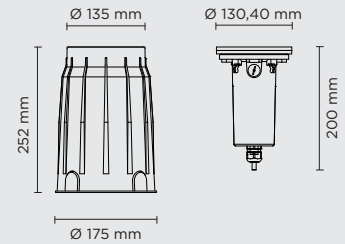
Diameter 130mm ground-recessed luminaire for outdoor installation, phosphochromatised and polyester powder coated die-cast copper-free aluminium body, tempered safety glass, moulded silicone gasket. Light source tilt system +/- 15deg from outside. Built-in LED driver 220-240V 50-60Hz, with 1 CREE "XHP35" LED. IP67 rating.

light source	light beam options	lumen output (lm)	lumin. efficacy (lm/w)
2700°K warm-white			
high-power led	4°	670	83.75
high-power led	10°	642	80.25
high-power led	28°	622	77.75
3000°K warm-white			
high-power led	4°	690	86.25
high-power led	10°	662	82.75
high-power led	28°	642	80.25
4000°K neutral-white			
high-power led	4°	703	87.88
high-power led	10°	676	84.50
high-power led	28°	656	82.00

Technical features



Available on request



Technical data

Wattage	8 WATT
IP Rating	IP67
IK Rating	IK10
Material	high corrosion resistance die-cast copper-free aluminum
Coating	polyester powder coating with phosphochromating pre-finish
Light Source	Nr. 1 CREE XHP35 LED
Screws	Stainless steel
Transformer	Electrical power supply 220/240V 50/60Hz built in
Gasket	Silicone rubber
Glass	Tempered
Cable gland	M20
Power cable	1 mt. neoprene power cable included
Gross weight	2,60 Kg



ACCESSORIES

AC116 - HONEYCOMB LOUVER FOR TERRA MINI



AC117 - GLARE SHIELD FOR TERRA MINI






Glare shield accessory made in hard anodized black aluminum, for applications requiring very reduced glaring; minimal light loss on the light surface but overall lumen output typically reduced by 50%.



207009

TERRA MINI TRIMLESS HP DMX RGBW

Diameter 140mm ground-recessed luminaire for outdoor installation, phospho-chromatised and polyester powder coated die-cast copper-free aluminium body and stainless steel AISI 316L frame, tempered safety glass, moulded silicone gasket. Light source tilt system +/- 15deg from outside. Remote 24V DC power supply needed, DMX interface integrated; with 1 x CREE "XML" RGBW LED. IP67 rating.

light source	light beam options	lumen output (lm)	lumin. efficacy (lm/w)
RGBW			
high-power led	 12°	160	35.55
high-power led	 25°	152	33.78
high-power led	 35°	145	32.23

remote driver selection

brand	manufacturer code	type	watt	IP rate	numbers of fixtures
Meanwell	LPV-20-24	constant voltage 24V DC	20W	IP67	min 1 - max 3
Meanwell	LPV-35-24	constant voltage 24V DC	35W	IP67	min 1 - max 6

ACCESSORIES

AC116 - HONEYCOMB LOUVER FOR TERRA MINI



AC117 - GLARE SHIELD FOR TERRA MINI

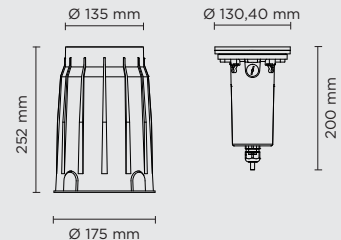


Glare shield accessory made in hard anodized black aluminum, for applications requiring very reduced glaring; minimal light loss on the light surface but overall lumen output typically reduced by 50%.

Technical features



Available on request



Technical data

Wattage	4.5 WATT
IP Rating	IP67
IK Rating	IK10
Material	high corrosion resistance die-cast copper-free aluminum
Trim	Stainless steel AISI 316L
Coating	polyester powder coating with phosphochromating pre-finish
Light Source	Nr. 1 CREE "XML" RGBW LED
Screws	Stainless steel
Remote driver	Constant voltage 24V DC remote driver needed
DMX	DMX interface integrated
Gasket	Silicone rubber
Glass	Tempered
Cable gland	M20 + PG9
Power cable	1 mt. neoprene power cable included
DMX cable	DMX IN cable included
Gross weight	2,60 Kg





207010

TERRA MINI TRIMLESS DIFFUSED

Diameter 130mm ground-recessed luminaire for outdoor installation, phosphochromatised and polyester powder coated die-cast copper-free aluminium body, tempered safety glass, moulded silicone gasket. Light source tilt system +/- 15deg from outside. Built-in LED driver 220-240V 50-60Hz, with 16 x mid-power SAMSUNG 2835 LED. IP67 rating.

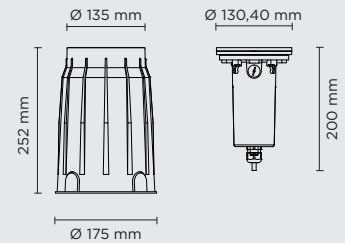
light source	light beam options	lumen output (lm)	lumin. efficacy (lm/w)
2700°K warm-white			
mid-power led	diffused	100	16.67
3000°K warm-white			
mid-power led	diffused	110	18.34
4000°K neutral-white			
mid-power led	diffused	120	20.00

Technical features




NEW

Available on request



Technical data

Wattage	6 WATT
IP Rating	IP67
IK Rating	IK10
Material	high corrosion resistance die-cast copper-free aluminum
Coating	polyester powder coating with phosphochromating pre-finish
Light Source	Nr. 16 x mid-power SAMSUNG 2835 LED
Screws	Stainless steel
Transformer	Electrical power supply 220/240V 50/60Hz built in
Gasket	Silicone rubber
Glass	Tempered
Cable gland	M20
Power cable	1 mt. neoprene power cable included
Gross weight	2,60 Kg



TERRA MEDIUM



Technical features




Technical data

IP Rating	IP67
IK Rating	10
Material	High corrosion resistance die-cast copper-free aluminum body
Trim	Stainless steel AISI 316
Coating	Polyester powder coating with phosphochromating pre-finish
Screws	Stainless steel
Gasket	Silicone rubber
Glass	Tempered
Power cable	1 mt. power cable included



EXTERNAL TRIM REALIZED IN STAINLESS STEEL AISI 316L

NO VISIBLE SCREWS ONCE THE PRODUCT IS INSTALLED



17,5 mm

REDUCED WIDTH AT 17,5 MM FOR BETTER AESTHETIC IMPACT



SPECIAL TILT SYSTEM INTEGRATED ALLOWING ON SITE ADJUSTMENT +/- 20 DEG. WITHOUT OPENING THE LUMINAIRE



LIGHT BEAM OPTIONS



EXTRA NARROW 4°

VERY NARROW 10°

NARROW SPOT 18°

MEDIUM 28°

MEDIUM WIDE 35°

WIDE FLOOD 55°

ASYMMETRIC WALL-WASHER



207011

TERRA MEDIUM COB

Diameter 205mm ground-recessed luminaire for outdoor installation, phospho-chromatised and polyester powder coated die-cast copper-free aluminium body and stainless steel AISI 316L frame, tempered safety glass, moulded silicone gasket. Light source tilt system +/- 15deg from outside. Built-in LED driver 220-240V 50-60Hz, with 1 CREE CXB1512 LED. IP67 rating.

light source	light beam options	lumen output (lm)	lumin. efficacy (lm/w)
2700°K warm-white			
cob led	14°	1.050	80.77
cob led	35°	1.000	76.93
cob led	55°	980	75.38
3000°K warm-white			
cob led	14°	1.099	84.54
cob led	35°	1.079	83.00
cob led	55°	1.057	81.31
4000°K neutral-white			
cob led	14°	1.133	87.15
cob led	35°	1.113	85.62
cob led	55°	1.090	83.85

Finish color options:

Stainless Steel

ACCESSORIES

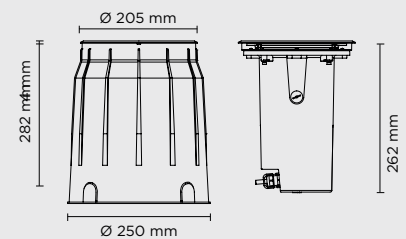


AC118
HONEYCOMB LOUVER
FOR TERRA MEDIUM

Technical features



Available on request



Technical data

Wattage	13 WATT
IP Rating	IP67
IK Rating	IK10
Material	high corrosion resistance die-cast copper-free aluminum
Trim	Stainless steel AISI 316L
Coating	polyester powder coating with phosphochromating pre-finish
Light Source	Nr. 1 CREE CXB1512 COB LED
Screws	Stainless steel
Transformer	Electrical power supply 220/240V 50/60Hz built in
Gasket	Silicone rubber
Glass	Tempered
Cable gland	M20
Power cable	1 mt. neoprene power cable included
Gross weight	5,00 Kg





207012

TERRA MEDIUM HP

Diameter 205mm ground-recessed luminaire for outdoor installation, phosphochromatised and polyester powder coated die-cast copper-free aluminium body and stainless steel AISI 316L frame, tempered safety glass, moulded silicone gasket. Light source tilt system +/- 15deg from outside. Built-in LED driver, with 3 x CREE "XHP35" LED. IP67 rating.

light source	light beam options	lumen output (lm)	lumin. efficacy (lm/w)
2700°K warm-white			
high-power led	4°	1.809	90.45
high-power led	10°	1.733	86.65
high-power led	28°	1.679	83.95
3000°K warm-white			
high-power led	4°	1.863	93.15
high-power led	10°	1.787	89.35
high-power led	28°	1.733	86.65
4000°K neutral-white			
high-power led	4°	1.898	94.90
high-power led	10°	1.825	91.25
high-power led	28°	1.771	88.55

Finish color options:

Stainless Steel

ACCESSORIES

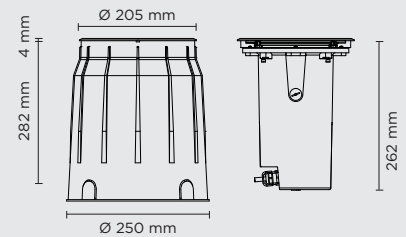


AC118
HONEYCOMB LOUVER
FOR TERRA MEDIUM

Technical features



Available on request



Technical data

Wattage	20 WATT
IP Rating	IP67
IK Rating	IK10
Material	high corrosion resistance die-cast copper-free aluminum
Trim	Stainless steel AISI 316L
Coating	polyester powder coating with phosphochromating pre-finish
Light Source	Nr. 3 CREE XHP35 LED
Screws	Stainless steel
Transformer	Electrical power supply 220/240V 50/60Hz built in
Gasket	Silicone rubber
Glass	Tempered
Cable gland	M20
Power cable	1 mt. neoprene power cable included
Gross weight	5,00 Kg








207013

TERRA MEDIUM HP DMX RGBW

Diameter 205mm ground-recessed luminaire for outdoor installation, phosphochromatised and polyester powder coated die-cast copper-free aluminium body and stainless steel AISI 316L frame, tempered safety glass, moulded silicone gasket. Light source tilt system +/- 15deg from outside. Built-in LED driver, DMX interface integrated; with 3 x CREE "XML" RGBW LED. IP67 rating.

light source	light beam options	lumen output (lm)	lumin. efficacy (lm/w)
RGBW			
high-power led	 12°	480	34.28
high-power led	 25°	456	32.58
high-power led	 35°	435	31.07

Finish color options:

Stainless Steel

ACCESSORIES

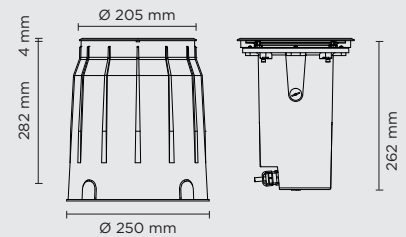


AC118
HONEYCOMB LOUVER
FOR TERRA MEDIUM

Technical features



Available on request



Technical data

Wattage	14 WATT
IP Rating	IP67
IK Rating	IK10
Material	high corrosion resistance die-cast copper-free aluminum
Trim	Stainless steel AISI 316L
Coating	polyester powder coating with phosphochromating pre-finish
Light Source	Nr. 1 CREE "XML" RGBW LED
Screws	Stainless steel
Remote driver	Constant voltage 24V DC remote driver needed
DMX	DMX interface integrated
Gasket	Silicone rubber
Glass	Tempered
Cable gland	M20 + PG9
Power cable	1 mt. neoprene power cable included
DMX cable	DMX IN cable included
Gross weight	5,00 Kg








207014

TERRA MEDIUM WALL-WASHER

Diameter 205mm ground-recessed luminaire for outdoor installation, phosphochromatised and polyester powder coated die-cast copper-free aluminium body and stainless steel AISI 316L frame, tempered safety glass, moulded silicone gasket. Built-in LED driver 220-240V 50-60Hz, with 32 x mid-power SAMSUNG 2835 LED. IP67 rating.

light source	light beam options	lumen output (lm)	lumin. efficacy (lm/w)
2700°K warm-white			
mid-power led	 WALL-WASHER	900	69.23
3000°K warm-white			
mid-power led	 WALL-WASHER	940	72.31
4000°K neutral-white			
mid-power led	 WALL-WASHER	980	75.38

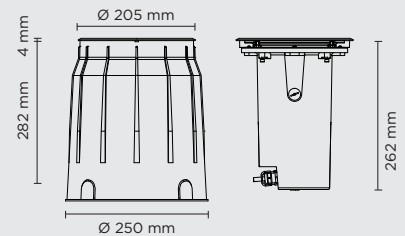
Finish color options:

 Stainless Steel

Technical features



Available on request



Technical data

Wattage	13 WATT
IP Rating	IP67
IK Rating	IK10
Material	high corrosion resistance die-cast copper-free aluminium
Trim	Stainless steel AISI 316L
Coating	polyester powder coating with phosphochromating pre-finish
Light Source	Nr. 32 x mid-power SAMSUNG 2835 LED
Screws	Stainless steel
Transformer	Electrical power supply 220/240V 50/60Hz built-in
Gasket	Silicone rubber
Glass	Tempered
Cable gland	M20
Power cable	1 mt. neoprene power cable included
Gross weight	5,00 Kg



TERRA MAXI



Technical features




Technical data

IP Rating	IP67
IK Rating	10
Material	High corrosion resistance die-cast copper-free aluminum body
Coating	Polyester powder coating with phosphochromating pre-finish
Screws	Stainless steel
Gasket	Silicone rubber
Glass	Tempered
Power cable	1 mt. power cable included



EXTERNAL TRIM REALIZED IN STAINLESS STEEL AISI 316L

NO VISIBLE SCREWS ONCE THE PRODUCT IS INSTALLED



20 mm

REDUCED WIDTH AT 20 MM FOR BETTER AESTHETIC IMPACT



SPECIAL TILT SYSTEM INTEGRATED ALLOWING ON SITE ADJUSTMENT +/- 20 DEG. WITHOUT OPENING THE LUMINAIRE



LIGHT BEAM OPTIONS



EXTRA NARROW 4°

VERY NARROW 10°


NARROW SPOT 14°

MEDIUM 28°

MEDIUM WIDE 35°

WIDE FLOOD 55°

ASYMMETRIC WALL-WASHER



207015

TERRA MAXI COB

Diameter 240mm ground-recessed luminaire for outdoor installation, phospho-chromatised and polyester powder coated die-cast copper-free aluminium body and stainless steel AISI 316L frame, tempered safety glass, moulded silicone gasket. Light source tilt system +/- 15deg from outside. Built-in LED driver 220-240V 50-60Hz, with 1 CREE CXB2540 LED. IP67 rating.

light source	light beam options	lumen output (lm)	lumin. efficacy (lm/w)
2700°K warm-white			
cob led	14°	2.960	92.50
cob led	35°	2.940	91.88
cob led	55°	2.920	91.25
3000°K warm-white			
cob led	14°	2.970	92.81
cob led	35°	2.950	92.19
cob led	55°	2.930	91.56
4000°K neutral-white			
cob led	14°	2.990	93.44
cob led	35°	2.970	92.81
cob led	55°	2.950	92.19

Finish color options:

Stainless Steel

ACCESSORIES

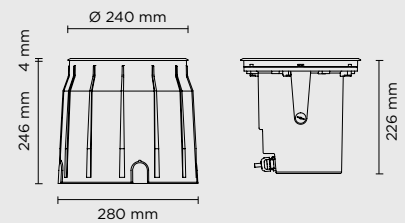


AC119
HONEYCOMB LOUVER
FOR TERRA MAXI

Technical features



Available on request



Technical data

Wattage	32 WATT
IP Rating	IP67
IK Rating	IK10
Material	high corrosion resistance die-cast copper-free aluminum
Trim	Stainless steel AISI 316L
Coating	polyester powder coating with phosphochromating pre-finish
Light Source	Nr. 1 CREE CXB2540 LED
Screws	Stainless steel
Transformer	Electrical power supply 220/240V 50/60Hz built in
Gasket	Silicone rubber
Glass	Tempered
Cable gland	M20
Power cable	1 mt. neoprene power cable included
Gross weight	6,00 Kg





207016

TERRA MAXI HP

Diameter 240mm ground-recessed luminaire for outdoor installation, phosphochromatised and polyester powder coated die-cast copper-free aluminium body and stainless steel AISI 316L frame, tempered safety glass, moulded silicone gasket. Light source tilt system +/- 15deg from outside. Built-in LED driver, with 4 x CREE "XHP50.2" LED. IP67 rating.

light source	light beam options	lumen output (lm)	lumin. efficacy (lm/w)
2700°K warm-white			
high-power led	4°	3.296	96.94
high-power led	10°	3.268	96.12
high-power led	28°	3.239	95.26
3000°K warm-white			
high-power led	4°	3.325	97.79
high-power led	10°	3.296	96.94
high-power led	28°	3.268	96.12
4000°K neutral-white			
high-power led	4°	3.353	98.62
high-power led	10°	3.325	97.79
high-power led	28°	3.296	96.94

Finish color options:

Stainless Steel

ACCESSORIES

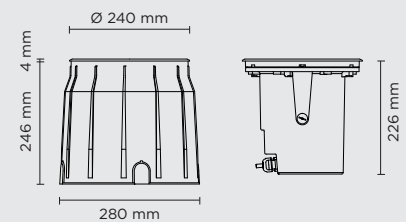


AC119
HONEYCOMB LOUVER
FOR TERRA MAXI

Technical features



Available on request



Technical data

Wattage	34 WATT
IP Rating	IP67
IK Rating	IK10
Material	high corrosion resistance die-cast copper-free aluminum
Trim	Stainless steel AISI 316L
Coating	polyester powder coating with phosphochromating pre-finish
Light Source	Nr. 4 CREE XHP50.2 LED
Screws	Stainless steel
Transformer	Electrical power supply 220/240V 50/60Hz built in
Gasket	Silicone rubber
Glass	Tempered
Cable gland	M20
Power cable	1 mt. neoprene power cable included
Gross weight	6,00 Kg








207017

TERRA MAXI HP DMX RGBW

Diameter 240mm ground-recessed luminaire for outdoor installation, phosphochromatised and polyester powder coated die-cast copper-free aluminium body and stainless steel AISI 316L frame, tempered safety glass, moulded silicone gasket. Light source tilt system +/- 15deg from outside. Built-in LED driver, DMX interface integrated; with 6 x CREE "XML" RGBW LED. IP67 rating.

light source	light beam options	lumen output (lm)	lumin. efficacy (lm/w)
RGBW			
high-power led	 12°	1.000	35.71
high-power led	 25°	992	35.43
high-power led	 35°	981	35.04

Finish color options:

 Stainless Steel

ACCESSORIES

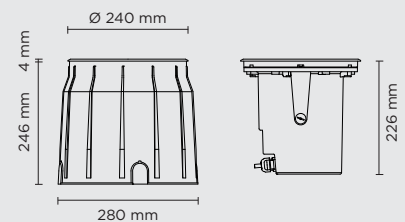


AC119
HONEYCOMB LOUVER
FOR TERRA MAXI

Technical features



Available on request



Technical data

Wattage	28 WATT
IP Rating	IP67
IK Rating	IK10
Material	high corrosion resistance die-cast copper-free aluminum
Trim	Stainless steel AISI 316L
Coating	polyester powder coating with phosphochromating pre-finish
Light Source	Nr. 6 CREE "XML" RGBW LED
Screws	Stainless steel
Remote driver	Constant voltage 24V DC remote driver needed
DMX	DMX interface integrated
Gasket	Silicone rubber
Glass	Tempered
Cable gland	M20 + PG9
Power cable	1 mt. neoprene power cable included
DMX cable	DMX IN cable included
Gross weight	6,00 Kg








207018

TERRA MAXI WALL-WASHER

Diameter 240mm ground-recessed luminaire for outdoor installation, phosphochromatised and polyester powder coated die-cast copper-free aluminium body and stainless steel AISI 316L frame, tempered safety glass, moulded silicone gasket. Built-in LED driver 220-240V 50-60Hz, with 66 x mid-power SAMSUNG 2835 LED. IP67 rating.

light source	light beam options	lumen output (lm)	lumin. efficacy (lm/w)
2700°K warm-white			
mid-power led	 WALL-WASHER	1.800	75.00
3000°K warm-white			
mid-power led	 WALL-WASHER	1.880	78.33
4000°K neutral-white			
mid-power led	 WALL-WASHER	1.960	81.67

Finish color options:

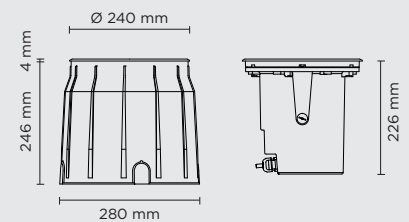
 Stainless Steel

Technical features



NEW

Available on request



Technical data

Wattage	24 WATT
IP Rating	IP67
IK Rating	IK10
Material	high corrosion resistance die-cast copper-free aluminum
Trim	Stainless steel AISI 316L
Coating	polyester powder coating with phosphochromating pre-finish
Light Source	Nr. 66 x mid-power SAMSUNG 2835 LED
Screws	Stainless steel
Transformer	Electrical power supply 220/240V 50/60Hz built-in
Gasket	Silicone rubber
Glass	Tempered
Cable gland	M20
Power cable	1 mt. neoprene power cable included
Gross weight	6,00 Kg

