



701301

CIELO MINI COB

Diameter 154mm ceiling-recessed luminaire for outdoor installation, phospho-chromatised and polyester powder coated die-cast copper-free aluminium body and stainless steel AISI 316L frame, tempered safety glass, moulded silicone gasket. Light source tilt system +/- 15deg from outside. Built-in LED driver 220-240V 50-60Hz, with 1 CREE CXB1304 LED. IP67 rating.

light source	light beam options	lumen output (lm)	lumin. efficacy (lm/w)
2700°K warm-white			
cob led	18°	600	75.00
cob led	36°	580	72.50
cob led	60°	560	70.00
3000°K warm-white			
cob led	18°	620	77.50
cob led	36°	600	75.00
cob led	60°	580	72.50
4000°K neutral-white			
cob led	18°	640	80.00
cob led	36°	620	77.50
cob led	60°	600	75.00

Finish color options:

Stainless Steel

ACCESSORIES

AC116 - HONEYCOMB LOUVER FOR CIELO MINI



AC117 - GLARE SHIELD FOR CIELO MINI

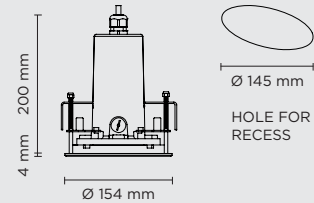


Glare shield accessory made in hard anodized black aluminum, for applications requiring very reduced glaring; minimal light loss on the light surface but overall lumen output typically reduced by 50%.

Technical features



Available on request



Technical data

Wattage	8 WATT
IP Rating	IP67
IK Rating	IK10
Material	high corrosion resistance die-cast copper-free aluminum
Trim	Stainless steel AISI 316L
Coating	polyester powder coating with phosphocromating pre-finish
Light Source	Nr. 1 CREE CXB1304 COB LED
Screws	Stainless steel
Transformer	Electrical power supply 220/240V 50/60Hz built in
Gasket	Silicone rubber
Glass	Tempered
Cable gland	M20
Power cable	1 mt. neoprene power cable included
Gross weight	2,40 Kg





701302

CIELO MINI HP

Diameter 154mm ceiling-recessed luminaire for outdoor installation, phosphochromatised and polyester powder coated die-cast copper-free aluminium body and stainless steel AISI 316L frame, tempered safety glass, moulded silicone gasket. Light source tilt system +/- 15deg from outside. Built-in LED driver 220-240V 50-60Hz, with 1 CREE "XHP35" LED. IP67 rating.

light source	light beam options	lumen output (lm)	lumin. efficacy (lm/w)
2700°K warm-white			
high-power led	4°	670	83.75
high-power led	10°	642	80.25
high-power led	28°	622	77.75
3000°K warm-white			
high-power led	4°	690	86.25
high-power led	10°	662	82.75
high-power led	28°	642	80.25
4000°K neutral-white			
high-power led	4°	703	87.88
high-power led	10°	676	84.50
high-power led	28°	656	82.00

Finish color options:

Stainless Steel

ACCESSORIES

AC116 - HONEYCOMB LOUVER FOR CIELO MINI



AC117 - GLARE SHIELD FOR CIELO MINI

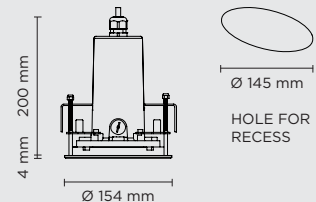


Glare shield accessory made in hard anodized black aluminum, for applications requiring very reduced glaring; minimal light loss on the light surface but overall lumen output typically reduced by 50%.

Technical features



Available on request



Technical data

Wattage	8 WATT
IP Rating	IP67
IK Rating	IK10
Material	high corrosion resistance die-cast copper-free aluminum
Trim	Stainless steel AISI 316L
Coating	polyester powder coating with phosphochromating pre-finish
Light Source	Nr. 1 CREE XHP35 LED
Screws	Stainless steel
Transformer	Electrical power supply 220/240V 50/60Hz built in
Gasket	Silicone rubber
Glass	Tempered
Cable gland	M20
Power cable	1 mt. neoprene power cable included
Gross weight	2,40 Kg





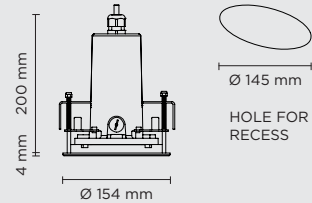
Technical features



NEW

Available on request

DALI



Technical data

Wattage	4.5 WATT
IP Rating	IP67
IK Rating	IK10
Material	high corrosion resistance die-cast copper-free aluminum
Trim	Stainless steel AISI 316L
Coating	polyester powder coating with phosphochromating pre-finish
Light Source	Nr. 1 CREE "XML" RGBW LED
Screws	Stainless steel
Remote driver	Constant voltage 24V DC remote driver needed
DMX	DMX interface integrated
Gasket	Silicone rubber
Glass	Tempered
Cable gland	M20 + PG9
Power cable	1 mt. neoprene power cable included
DMX cable	DMX IN cable included
Gross weight	2,40 Kg

701303

CIELO MINI HP DMX RGBW

Diameter 154mm ceiling-recessed luminaire for outdoor installation, phosphochromatised and polyester powder coated die-cast copper-free aluminium body and stainless steel AISI 316L frame, tempered safety glass, moulded silicone gasket. Light source tilt system +/- 15deg from outside. Built-in LED driver, DMX interface integrated; with 1 x CREE "XML" RGBW LED. IP67 rating.

light source	light beam options	lumen output (lm)	lumin. efficacy (lm/w)
RGBW			
high-power led	12°	160	35.55
high-power led	25°	152	33.78
high-power led	35°	145	32.23

Finish color options:

Stainless Steel

remote driver selection

brand	manufacturer code	type	watt	IP rate	numbers of fixtures
Meanwell	LPV-20-24	constant voltage 24V DC	20W	IP67	min 1 - max 3
Meanwell	LPV-35-24	constant voltage 24V DC	35W	IP67	min 1 - max 6

ACCESSORIES

AC116 - HONEYCOMB LOUVER FOR CIELO MINI



AC117 - GLARE SHIELD FOR CIELO MINI



Glare shield accessory made in hard anodized black aluminum, for applications requiring very reduced glaring; minimal light loss on the light surface but overall lumen output typically reduced by 50%.





701304

CIELO MINI DIFFUSED

Diameter 154mm ceiling-recessed luminaire for outdoor installation, phosphochromatised and polyester powder coated die-cast copper-free aluminium body and stainless steel AISI 316L frame, tempered safety glass, moulded silicone gasket. Built-in LED driver 220-240V 50-60Hz, with 16 x mid-power SAMSUNG 2835 LED. IP67 rating.

light source	light beam options	lumen output (lm)	lumin. efficacy (lm/w)
2700°K warm-white			
mid-power led	diffused	100	16.67
3000°K warm-white			
mid-power led	diffused	110	18.34
4000°K neutral-white			
mid-power led	diffused	120	20.00

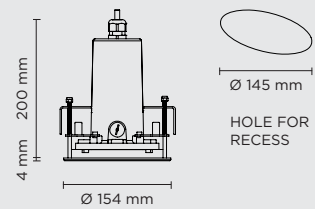
Finish color options:

 Stainless Steel

Technical features




Available on request



Technical data

Wattage	6 WATT
IP Rating	IP67
IK Rating	IK10
Material	high corrosion resistance die-cast copper-free aluminum
Trim	Stainless steel AISI 316L
Coating	polyester powder coating with phosphochromating pre-finish
Light Source	Nr. 16 x mid-power SAMSUNG 2835 LED
Screws	Stainless steel
Transformer	Electrical power supply 220/240V 50/60Hz built in
Gasket	Silicone rubber
Glass	Tempered
Cable gland	M20
Power cable	1 mt. neoprene power cable included
Gross weight	2,40 Kg





701305

CIELO MINI WALL-WASHER

Diameter 154mm ceiling-recessed luminaire for outdoor installation, phosphochromatised and polyester powder coated die-cast copper-free aluminium body and stainless steel AISI 316L frame, tempered safety glass, moulded silicone gasket. Built-in LED driver 220-240V 50-60Hz, with 16 x mid-power SAMSUNG 2835 LED. IP67 rating.

light source	light beam options	lumen output (lm)	lumin. efficacy (lm/w)
2700°K warm-white			
mid-power led	WALL-WASHER	450	75.00
3000°K warm-white			
mid-power led	WALL-WASHER	470	78.34
4000°K neutral-white			
mid-power led	WALL-WASHER	490	81.67

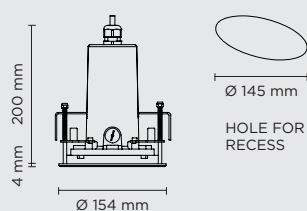
Finish color options:

Stainless Steel

Technical features



Available on request



Technical data

Wattage	6 WATT
IP Rating	IP67
IK Rating	IK10
Material	high corrosion resistance die-cast copper-free aluminium
Trim	Stainless steel AISI 316L
Coating	polyester powder coating with phosphochromating pre-finish
Light Source	Nr. 16 x mid-power SAMSUNG 2835 LED
Screws	Stainless steel
Transformer	Electrical power supply 220/240V 50/60Hz built-in
Gasket	Silicone rubber
Glass	Tempered
Cable gland	M20
Power cable	1 mt. neoprene power cable included
Gross weight	2,40 Kg





701306

CIELO MINI BLADE

Diameter 154mm ceiling-recessed luminaire for outdoor installation, phosphochromatised and polyester powder coated die-cast copper-free aluminium body and stainless steel AISI 316L frame, tempered safety glass, moulded silicone gasket. Light source tilt system +/- 15deg from outside. Built-in LED driver 220-240V 50-60Hz, with 1 CREE "XHP35" LED. IP67 rating.

light source	light beam options	lumen output (lm)	lumin. efficacy (lm/w)
2700°K warm-white			
high-power led	8° x 170°	560	70.00
3000°K neutral-white			
high-power led	8° x 170°	582	72.75
4000°K neutral-white			
high-power led	8° x 170°	600	75.00

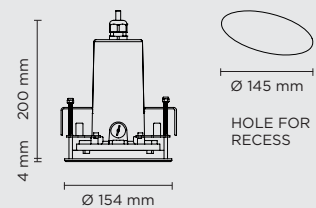
Finish color options:

 Stainless Steel

Technical features



Available on request



Technical data

Wattage	8 WATT
IP Rating	IP67
IK Rating	IK10
Material	high corrosion resistance die-cast copper-free aluminum
Trim	Stainless steel AISI 316L
Coating	polyester powder coating with phosphochromating pre-finish
Light Source	Nr. 1 CREE XHP35 LED
Screws	Stainless steel
Transformer	Electrical power supply 220/240V 50/60Hz built in
Gasket	Silicone rubber
Glass	Tempered
Cable gland	M20
Power cable	1 mt. neoprene power cable included
Gross weight	2,40 Kg





701307

CIELO MEDIUM COB

Diameter 219mm ceiling-recessed luminaire for outdoor installation, phosphochromatised and polyester powder coated die-cast copper-free aluminium body and stainless steel AISI 316L frame, tempered safety glass, moulded silicone gasket. Light source tilt system +/- 15deg from outside. Built-in LED driver 220-240V 50-60Hz, with 1 CREE CXB1512 LED. IP67 rating.

light source	light beam options	lumen output (lm)	lumin. efficacy (lm/w)
2700°K warm-white			
cob led	14°	1.050	80.77
cob led	35°	1.000	76.93
cob led	55°	980	75.38
3000°K warm-white			
cob led	14°	1.099	84.54
cob led	35°	1.079	83.00
cob led	55°	1.057	81.31
4000°K neutral-white			
cob led	14°	1.133	87.15
cob led	35°	1.113	85.62
cob led	55°	1.090	83.85

Finish color options:

Stainless Steel

ACCESSORIES

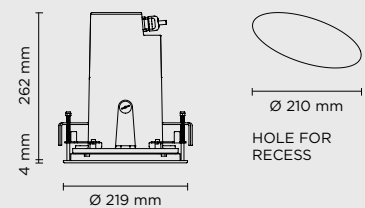


AC118
HONEYCOMB LOUVER
FOR CIELO MEDIUM

Technical features



Available on request



Technical data

Wattage	13 WATT
IP Rating	IP67
IK Rating	IK10
Material	high corrosion resistance die-cast copper-free aluminum
Trim	Stainless steel AISI 316L
Coating	polyester powder coating with phosphochromating pre-finish
Light Source	Nr. 1 CREE CXB1512 LED
Screws	Stainless steel
Transformer	Electrical power supply 220/240V 50/60Hz built in
Gasket	Silicone rubber
Glass	Tempered
Cable gland	M20
Power cable	1 mt. neoprene power cable included
Gross weight	4,70 Kg





701308

CIELO MEDIUM HP

Diameter 219mm ceiling-recessed luminaire for outdoor installation, phosphochromatised and polyester powder coated die-cast copper-free aluminium body and stainless steel AISI 316L frame, tempered safety glass, moulded silicone gasket. Light source tilt system +/- 15deg from outside. Built-in LED driver, with 3 x CREE "XHP35" LED. IP67 rating.

light source	light beam options	lumen output (lm)	lumin. efficacy (lm/w)
2700°K warm-white			
high-power led	4°	1.809	90.45
high-power led	10°	1.733	86.65
high-power led	28°	1.679	83.95
3000°K warm-white			
high-power led	4°	1.863	93.15
high-power led	10°	1.787	89.35
high-power led	28°	1.733	86.65
4000°K neutral-white			
high-power led	4°	1.898	94.90
high-power led	10°	1.825	91.25
high-power led	28°	1.771	88.55

Finish color options:

Stainless Steel

ACCESSORIES



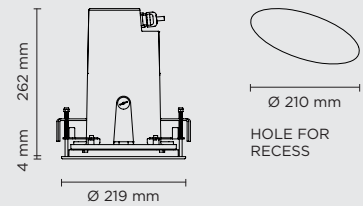
AC118
HONEYCOMB LOUVER
FOR CIELO MEDIUM

Technical features



NEW

Available on request



Technical data

Wattage	20 WATT
IP Rating	IP67
IK Rating	IK10
Material	high corrosion resistance die-cast copper-free aluminium
Trim	Stainless steel AISI 316L
Coating	polyester powder coating with phosphochromating pre-finish
Light Source	Nr. 3 CREE XHP35 LED
Screws	Stainless steel
Transformer	Electrical power supply 220/240V 50/60Hz built in
Gasket	Silicone rubber
Glass	Tempered
Cable gland	M20
Power cable	1 mt. neoprene power cable included
Gross weight	4,70 Kg








701309

CIELO MEDIUM HP DMX RGBW

Diameter 219mm ceiling-recessed luminaire for outdoor installation, phosphochromatised and polyester powder coated die-cast copper-free aluminium body and stainless steel AISI 316L frame, tempered safety glass, moulded silicone gasket. Light source tilt system +/- 15deg from outside. Built-in LED driver, DMX interface integrated; with 3 x CREE "XML" RGBW LED. IP67 rating.

light source	light beam options	lumen output (lm)	lumin. efficacy (lm/w)
RGBW			
high-power led	 12°	480	34.28
high-power led	 25°	456	32.58
high-power led	 35°	435	31.07

Finish color options:

Stainless Steel

ACCESSORIES

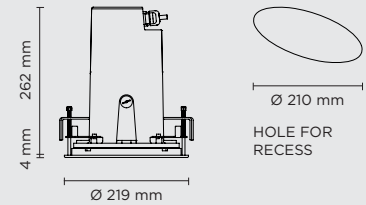


AC118
HONEYCOMB LOUVER
FOR CIELO MEDIUM

Technical features



Available on request



Technical data

Wattage	14 WATT
IP Rating	IP67
IK Rating	IK10
Material	high corrosion resistance die-cast copper-free aluminum
Trim	Stainless steel AISI 316L
Coating	polyester powder coating with phosphochromating pre-finish
Light Source	Nr. 1 CREE "XML" RGBW LED
Screws	Stainless steel
Remote driver	Constant voltage 24V DC remote driver needed
DMX	DMX interface integrated
Gasket	Silicone rubber
Glass	Tempered
Cable gland	M20 + PG9
Power cable	1 mt. neoprene power cable included
DMX cable	DMX IN cable included
Gross weight	4,70 Kg





701310

CIELO MEDIUM WALL-WASHER

Diameter 219mm ceiling-recessed luminaire for outdoor installation, phosphochromatised and polyester powder coated die-cast copper-free aluminium body and stainless steel AISI 316L frame, tempered safety glass, moulded silicone gasket. Built-in LED driver 220-240V 50-60Hz, with 32 x mid-power SAMSUNG 2835 LED. IP67 rating.

light source	light beam options	lumen output (lm)	lumin. efficacy (lm/w)
2700°K warm-white			
mid-power led	WALL-WASHER	900	69.23
3000°K warm-white			
mid-power led	WALL-WASHER	940	72.31
4000°K neutral-white			
mid-power led	WALL-WASHER	980	75.38

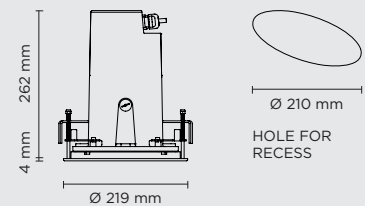
Finish color options:

 Stainless Steel

Technical features



Available on request



Technical data

Wattage	13 WATT
IP Rating	IP67
IK Rating	IK10
Material	high corrosion resistance die-cast copper-free aluminum
Trim	Stainless steel AISI 316L
Coating	polyester powder coating with phosphochromating pre-finish
Light Source	Nr. 32 x mid-power SAMSUNG 2835 LED
Screws	Stainless steel
Transformer	Electrical power supply 220/240V 50/60Hz built-in
Gasket	Silicone rubber
Glass	Tempered
Cable gland	M20
Power cable	1 mt. neoprene power cable included
Gross weight	4,70 Kg





701311

CIELO MAXI COB

Diameter 254mm ceiling-recessed luminaire for outdoor installation, phosphochromatised and polyester powder coated die-cast copper-free aluminium body and stainless steel AISI 316L frame, tempered safety glass, moulded silicone gasket. Light source tilt system +/- 15deg from outside. Built-in LED driver 220-240V 50-60Hz, with 1 CREE CXB2540 LED. IP67 rating.

light source	light beam options	lumen output (lm)	lumin. efficacy (lm/w)
2700°K warm-white			
cob led	14°	2.960	92.50
cob led	35°	2.940	91.88
cob led	55°	2.920	91.25
3000°K warm-white			
cob led	14°	2.970	92.81
cob led	35°	2.950	92.19
cob led	55°	2.930	91.56
4000°K neutral-white			
cob led	14°	2.990	93.44
cob led	35°	2.970	92.81
cob led	55°	2.950	92.19

Finish color options:

Stainless Steel

ACCESSORIES

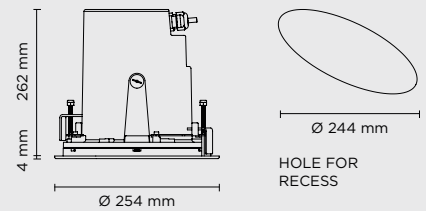


AC119
HONEYCOMB LOUVER
FOR CIELO MAXI

Technical features



Available on request



Technical data

Wattage	32 WATT
IP Rating	IP67
IK Rating	IK10
Material	high corrosion resistance die-cast copper-free aluminium
Trim	Stainless steel AISI 316L
Coating	polyester powder coating with phosphochromating pre-finish
Light Source	Nr. 1 CREE CXB2540 COB LED
Screws	Stainless steel
Transformer	Electrical power supply 220/240V 50/60Hz built in
Gasket	Silicone rubber
Glass	Tempered
Cable gland	M20
Power cable	1 mt. neoprene power cable included
Gross weight	5,70 Kg





701312

CIELO MAXI HP

Diameter 254mm ceiling-recessed luminaire for outdoor installation, phosphochromatised and polyester powder coated die-cast copper-free aluminium body and stainless steel AISI 316L frame, tempered safety glass, moulded silicone gasket. Light source tilt system +/- 15deg from outside. Built-in LED driver, with 4 x CREE "XHP50.2" LED. IP67 rating.

light source	light beam options	lumen output (lm)	lumin. efficacy (lm/w)
2700°K warm-white			
high-power led	4°	3.296	96.94
high-power led	10°	3.268	96.12
high-power led	28°	3.239	95.26
3000°K warm-white			
high-power led	4°	3.325	97.79
high-power led	10°	3.296	96.94
high-power led	28°	3.268	96.12
4000°K neutral-white			
high-power led	4°	3.353	98.62
high-power led	10°	3.325	97.79
high-power led	28°	3.296	96.94

Finish color options:

Stainless Steel

ACCESSORIES

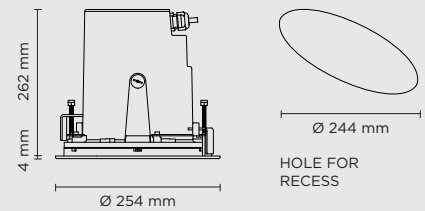


AC119
HONEYCOMB LOUVER
FOR CIELO MAXI

Technical features



Available on request



Technical data

Wattage	34 WATT
IP Rating	IP67
IK Rating	IK10
Material	high corrosion resistance die-cast copper-free aluminium
Trim	Stainless steel AISI 316L
Coating	polyester powder coating with phosphochromating pre-finish
Light Source	Nr. 4 CREE XHP50.2 LED
Screws	Stainless steel
Transformer	Electrical power supply 220/240V 50/60Hz built in
Gasket	Silicone rubber
Glass	Tempered
Cable gland	M20
Power cable	1 mt. neoprene power cable included
Gross weight	5,70 Kg








701313

CIELO MAXI HP DMX RGBW

Diameter 254mm ceiling-recessed luminaire for outdoor installation, phosphochromatised and polyester powder coated die-cast copper-free aluminium body and stainless steel AISI 316L frame, tempered safety glass, moulded silicone gasket. Light source tilt system +/- 15deg from outside. Built-in LED driver, DMX interface integrated; with 6 x CREE "XML" RGBW LED. IP67 rating.

light source	light beam options	lumen output (lm)	lumin. efficacy (lm/w)
RGBW			
high-power led	 12°	1.000	35.71
high-power led	 25°	992	35.43
high-power led	 35°	981	35.04

Finish color options:

Stainless Steel

ACCESSORIES



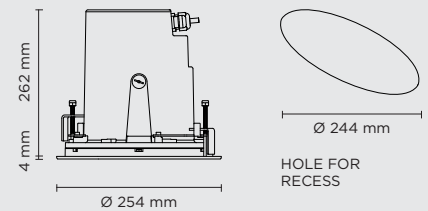
AC119
HONEYCOMB LOUVER
FOR CIELO MAXI

Technical features



NEW

Available on request



Technical data

Wattage	28 WATT
IP Rating	IP67
IK Rating	IK10
Material	high corrosion resistance die-cast copper-free aluminium
Trim	Stainless steel AISI 316L
Coating	polyester powder coating with phosphochromating pre-finish
Light Source	Nr. 6 CREE "XML" RGBW LED
Screws	Stainless steel
Remote driver	Constant voltage 24V DC remote driver needed
DMX	DMX interface integrated
Gasket	Silicone rubber
Glass	Tempered
Cable gland	M20 + PG9
Power cable	1 mt. neoprene power cable included
DMX cable	DMX IN cable included
Gross weight	5,70 Kg





701314

CIELO MAXI WALL-WASHER

Diameter 254mm ceiling-recessed luminaire for outdoor installation, phosphochromatised and polyester powder coated die-cast copper-free aluminium body and stainless steel AISI 316L frame, tempered safety glass, moulded silicone gasket. Built-in LED driver 220-240V 50-60Hz, with 66 x mid-power SAMSUNG 2835 LED. IP67 rating.

light source	light beam options	lumen output (lm)	lumin. efficacy (lm/w)
2700°K warm-white			
mid-power led	WALL-WASHER	1800	75.00
3000°K warm-white			
mid-power led	WALL-WASHER	1880	78.33
4000°K neutral-white			
mid-power led	WALL-WASHER	1960	81.67

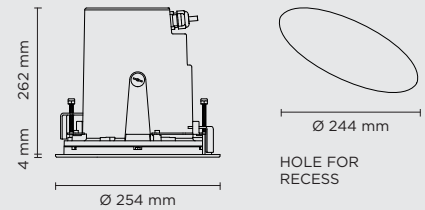
Finish color options:

 Stainless Steel

Technical features



Available on request



Technical data

Wattage	24 WATT
IP Rating	IP67
IK Rating	IK10
Material	high corrosion resistance die-cast copper-free aluminum
Trim	Stainless steel AISI 316L
Coating	polyester powder coating with phosphochromating pre-finish
Light Source	Nr. 66 x mid-power SAMSUNG 2835 LED
Screws	Stainless steel
Transformer	Electrical power supply 220/240V 50/60Hz built-in
Gasket	Silicone rubber
Glass	Tempered
Cable gland	M20
Power cable	1 mt. neoprene power cable included
Gross weight	5,70 Kg

