

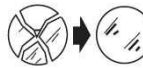
# HYDROSTEP LINEAR LED 01-02-03-04-05-06-07

COD. 502010 COD. 502013  
 COD. 502011 COD. 502016  
 COD. 502012 COD. 502017  
 COD. 502020

## ASSEMBLY AND OPERATING INSTRUCTIONS:



-class I luminaire with built-in transformer 220-240V 50-60Hz  
 -apparecchio in classe 1 con trasformatore incorporato a 220-240V 50-60Hz  
 -Leuchten Klasse 1 mit internen Transformator 220-240V 50-60Hz  
 -Classe 1 luminaire avec transformateur intégré 220V-240V 50-60Hz



-replace the damaged protective glass  
 -sostituire i vetri di protezione se danneggiati  
 -die Beschädigten Schutzgläser ersetzen  
 -remplacer les verres de protection abimés  
 -glass features: plane float glass - safety tempered  
 -caratteristiche vetro: vetro piano float di sicurezza temperato  
 -Glaeigenschaften: Float-Flachglas, gehärtetes Sicherheitsglas  
 -caractéristiques du verre: type de verre: plan float de sûreté trempé



-getting rid of as urban waste forbidden  
 -separate collection is mandatory when the product is at the end of its life

-è vietato lo smaltimento come rifiuto urbano  
 -è obbligatoria la raccolta separata a fine vita del prodotto

-Das Entsorgen im Hausmüll ist verboten!  
 -Bei Ablauf der Lebensdauer bitte beachten:  
 -Abfalltrennung ist Pflicht

-il est interdit l'élimination comme ordure urbaine  
 -le ramassage séparé est obligatoire lorsque le produit est à la fin de sa vie

IP65



-totally dust-proof, protected against the water jets  
 -totalmente protetto contro la polvere, e ai getti d'acqua  
 -Absolut staubdicht auf die Strahlwasser geschützt  
 -totalement protégé contre la poussière protégé pour les jets d'eau

Made in Italy

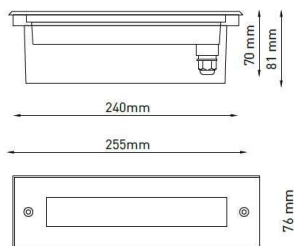
**NB: These assembly instructions must be given to end users for correct maintenance and so that they know how to change the bulb. The appliance must not be tampered with or transformed and it must be installed and used as supplied and in compliance with the National Rules on Installations. Any non-compliant installations will invalidate all forms of guarantee. The company cannot be held responsible for damage caused by incorrect assembly.**

**NOTA BENE: Le presenti istruzioni di montaggio devono obbligatoriamente essere consegnate all'utente finale affinché conosca le corrette modalità di manutenzione e ricambio lampada. È vietata qualsiasi manomissione e/o trasformazione dell'apparecchio che deve essere installato e utilizzato: così come fornito e in conformità alle Norme Impianti Nazionali. Installazioni non conformi fanno decadere ogni forma di garanzia, l'Azienda non risponde dei danni causati da un errato montaggio.**

**N.B. Vorliegende Montageanleitungen müssen auf jeden Fall dem Endverbraucher übergeben werden, damit dieser über die korrekten Wartungs- und Lampenaustauschmodalitäten informiert ist. Jegliches Aufbrechen und/oder Änderung der Leuchte ist verboten. Die Leuchte muss wie geliefert und entsprechend den anlagentechnischen Landesvorschriften montiert und verwendet werden. Nichtentsprechende Installationen führen zum Verfall von jeglicher Garantie. Das Unternehmen übernimmt keine Verantwortung für Schäden, die durch fehlerhafte Montage verursacht sind.**

**N.B.: Remettez obligatoirement ces instructions de montage à l'utilisateur final pour qu'il connaisse les modalités correctes de maintenance et de remplacement d'ampoule. Toute modification et/ou transformation est interdite sur l'appareil, qui doit être installé et utilisé tel qu'il est fourni et conformément aux Normes d'Installation Nationales. Une installation non conforme provoque la déchéance de toutes formes de garantie et la compagnie ne répondra pas des dommages provoqués par un montage erroné.**

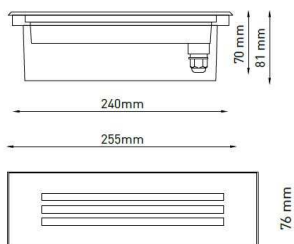
COD. 502010



**HYDROSTEP LINEAR 01 LED**

-Power consumption : 7W  
 -Voltage :220-240V 50-60Hz  
 -Color Temperature : 3000K  
 -Beam angle : 100°  
 -Insulation class: I  
 -IP protection: IP65  
 -Gross weight: 1,2kg

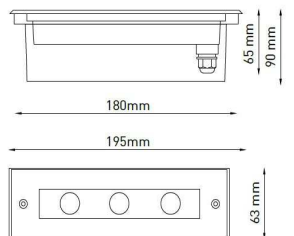
COD. 502011



**HYDROSTEP LINEAR 02 LED**

-Power consumption : 7W  
 -Voltage :220-240V 50-60Hz  
 -Color Temperature : 3000K  
 -Beam angle : 100°  
 -Insulation class: I  
 -IP protection: IP65  
 -Gross weight: 1,2kg

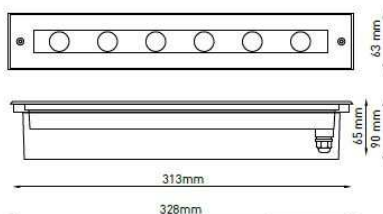
COD. 502012



**HYDROSTEP LINEAR 03 LED**

-Power consumption : 3W  
 -Voltage :220-240V 50-60Hz  
 -Color Temperature : 3000K  
 -Beam angle : 45°x35°  
 -Insulation class: I  
 -IP protection: IP65  
 -Gross weight: 0.9kg

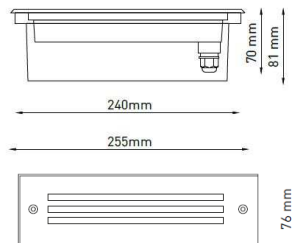
COD. 502013



**HYDROSTEP LINEAR 04 LED**

-Power consumption : 6W  
 -Voltage :220-240V 50-60Hz  
 -Color Temperature : 3000K  
 -Beam angle : 45°x35°  
 -Insulation class: I  
 -IP protection: IP65  
 -Gross weight: 1.3kg

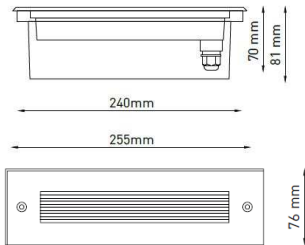
**COD. 502016**



**HYDROSTEP LINEAR 05 LED**

- Power consumption : 7W
- Voltage :220-240V 50-60Hz
- Color Temperature : 3000K
- Beam angle : 100°
- Insulation class: I
- IP protection: IP65
- Gross weight: 1,05kg

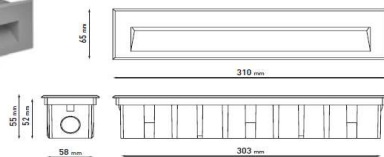
**COD. 502017**



**HYDROSTEP LINEAR 06 LED**

- Power consumption : 7W
- Voltage :220-240V 50-60Hz
- Color Temperature : 3000K
- Beam angle : 100°
- Insulation class: I
- IP protection: IP65
- Gross weight: 1kg

**COD. 502020**



**HYDROSTEP LINEAR 07 LED**

- Power consumption : 10,5W
- Voltage :220-240V 50-60Hz
- Color Temperature : 3000K
- Beam angle : ASYM 120°
- Insulation class: I
- IP protection: IP65
- Gross weight: 1.5kg
- IK10

**Installation:**

- 1-Install the plastic formwork trimmed to the wall (A) and positioning the corrugated pipe in the hole of the formwork.
- 2-Connect the power cable according to the appropriate side : Line ,Neutral ,Earth (E)
- 3 - Place the appareil into the formwork

**CAUTION: Possibly hazardous optical radiation emitted from this product. Do not stare at operating lamp. May be harmful to the eye.The replacement must be done by a qualified electrician.**

**Recommendations**

- 1) verify that the equipment used to connect our devices to enjoy all the guarantees required under European law;
- 2) use the cables, connectors and quality materials for electrical wiring;
- 3) Products with IP65/68 degree make the wiring / connections with accessories provide the same degree IP of the selected product (available in the catalog);
- 4) In the case of installations outside is not recommended to install the power supplies in the formwork and / or in the junction box without adequate protection;

