

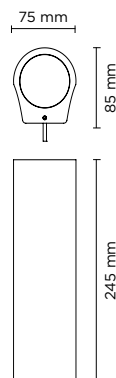


402604

TECH EVO MEDIUM 02

Designed by
MOMO DESIGN

Up & down wall applique for outdoor installation. Phosphochromatised and polyester powder coated copper-free extruded aluminium body, tempered safety glass, moulded silicone gasket and stainless steel screws. Built-in LED driver 220-240V 50-60Hz, with 2 x 1 COB CREE "CXB 1512" LED. IP 65 rating.

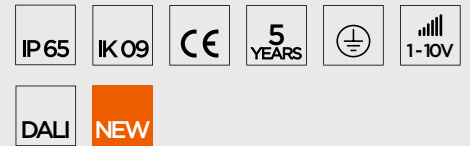


light source	light beam options	lumen output (lm)	lumin. efficacy (lm/w)
3000°K warm-white			
cob led	14°	2 x 1.951	130.06
cob led	35°	2 x 1.850	123.33
cob led	55°	2 x 1.800	120.00
4000°K neutral-white			
cob led	14°	2 x 2.240	149.33
cob led	35°	2 x 2.131	142.06
cob led	55°	2 x 2.046	136.40

Finish color options:




Technical features



Technical data

Wattage	30 WATT
IP Rating	IP65
IK Rating	IK09
Material	High corrosion resistance extruded copper-free aluminum body
Coating	Polyester powder coating with phosphochromating pre-finish
Light source	NR. 2 x 1 COB CREE "CXB 1512" LED
Screws	Stainless steel
Transformer	Electronic power supply 220/240V 50/60Hz built-in
Cable gland	M16 rubber grommet
Gasket	Silicone rubber
Glass	Tempered
Power cable	1 mt. neoprene power cable included
Gross weight	3,50 Kg



Optional:
Opal Glass Diffuser